

FILED

SEP 29 2014

State Auditor & Inspector

COUNTY
2014-2015
ESTIMATE OF NEEDS
AND FINANCIAL STATEMENT OF THE
FISCAL YEAR 2013-2014

BOARD OF COUNTY COMMISSIONERS OF
THE COUNTY OF CARTER
STATE OF OKLAHOMA

Two copies of this Financial Statement and Estimate of Needs should be filed with the County Clerk not later than August 17 for all Counties. After approval by the Excise Board and the levies are made, both statements should be signed by the appropriate Board Members. One complete signed copy must be sent to the State Auditor and Inspector, Suite 106, 4200 N. Lincoln Blvd., Oklahoma City, OK 73105-345. If publication may not be had by date required for filing, affidavit and proof of publication are required to be attached within five days after date of filing.

THE 2014-2015 ESTIMATE OF NEEDS AND FINANCIAL
STATEMENT OF THE FISCAL YEAR 2013-2014

PREPARED BY Sanders, Bledsoe & Hewett CPAs, LLP
SUBMITTED TO THE CARTER COUNTY
EXCISE BOARD THIS 29 DAY OF September 2014



BOARD OF COUNTY COMMISSIONERS

Chairman		County Clerk	
Commissioner (Budget Board)		Commissioner	
Treasurer	_____	Assessor	_____
Court Clerk		_____	

CARTER COUNTY
2014-2015
ESTIMATE OF NEEDS
AND FINANCIAL STATEMENT OF THE
FISCAL YEAR 2013-2014

INDEX

405 88 930

Letters and Certifications:	Page
Letter To Excise Board	1
Affidavit of Publication	2
Accountant's Letter	3
Certificate of Excise Board	Exhibit "Y" - Page 1
Exhibits:	Filed
Exhibit "A" General Fund	No
Exhibit "B" Building Fund	No
Exhibit "C" Co-op Fund	No
Exhibit "D" Highway Fund	No
Exhibit "E" Health Fund	No
Exhibit "F" Emergency Medical Service Fund	No
Exhibit "G" Sinking Fund	No
Exhibit "H" Industrial Development Bond Fund	No
Exhibit "I" Special Revenue Funds	No
Exhibit "J" Capital Project Funds	No
Exhibit "K" Enterprise Funds	No
Exhibit "L" Internal Service Funds	No
Exhibit "Y" Certificate of Excise Board	No
Estimate of Needs	
Exhibit "Z" Publication Sheet	No

CARTER COUNTY
2014-2015
ESTIMATE OF NEEDS
AND FINANCIAL STATEMENT OF THE
FISCAL YEAR 2013-2014




CARTER COUNTY, STATE OF OKLAHOMA
STATE OF OKLAHOMA, COUNTY OF CARTER, ss:


To the County Excise Board of said County and State, Greeting:-
Pursuant to the requirements of 68 O.S. 1991 Section 3002, we submit herewith for your consideration, the within statement of the fiscal condition of the County of Carter, State of Oklahoma, for the fiscal year beginning July 1, 2013 and ending June 30, 2014, together with an itemized statement of the estimated needs thereof for the fiscal year beginning July 1, 2014 and ending June 30, 2015. The same have been prepared in conformity to Statute, in relation to which be it further noted that:

1. We, the members of the Board of County Commissioners of said County and State, do hereby certify that the statements herein submitted show the true and correct conditions of the fiscal affairs of said County for the fiscal year ending June 30, 2014, that said statements comprise a "full and accurate statement of the assessments, receipts and expenditures of the preceding year, made out in detail under separate heads" as required by 19 O.S. 1991 Section 345; that said preparation was had at an official session of said Board, begun on the first Monday in July, 2014 pursuant to the provisions of 68 O.S. 1991 Section 3002.
2. And we further certify that the estimates of the several amounts necessary for current expenses for the fiscal year beginning July 1, 2014 and ending June 30, 2015 as shown under "Schedule 8" were prepared and filed with the Board of County Commissioners as of the first Monday in July 2014, that the same have been correctly entered, and that all estimates made are entered as certified by Department Heads for the respective purposes herein set out. We further certify that the sums requested for salaries of county officers and the deputies are calculated and based upon authority of salary statutes currently effective and applicable in this county.
3. We further certify that the estimated income from sources other than ad valorem tax, shown on "Schedule 4", may reasonably be expected to be collected as a revenue during the ensuing fiscal year, and is not in excess of the 90% of the amounts collected for the same sources during the fiscal year ending June 30, 2014.

Dated at the office of the County Clerk, at Ardmore, Oklahoma, this 29 day of SEPTEMBER, 2014.




Chairman




Commissioner
(Budget Board)

Treasurer



County Clerk



Commissioner

Assessor



Court Clerk

Filed this 29 day of SEPTEMBER, 2014 Secretary and Clerk of Excise Board, Carter County, Oklahoma.



SANDERS, BLEDSOE & HEWETT
CERTIFIED PUBLIC ACCOUNTANTS, LLP

Stephen H. Sanders, CPA
Eric M. Bledsoe, CPA
Jeffrey D. Hewett, CPA

P.O. BOX 1310 • 101 N. MAIN ST. • BROKEN ARROW, OK 74013 • (918) 449-9991 • (800) 522-3831 • FAX (918) 449-9779

Honorable Board of County Commissioners
Carter County

We have compiled the 2013-2014 financial statements and 2014-2015 Estimate of Needs (S.A.&I. Form 2631R97) and 2014-2015 Publication Sheet (S.A.&I. Form 2631R97, Exhibit "Z") included in the accompanying prescribed form in accordance with Statements on Standards for Accounting and Review Services issued by the American Institute of Certified Public Accountants. The financial statements and schedules have been prepared on a prescribed basis of accounting that demonstrates compliance with the cash basis and the budget laws of the State of Oklahoma which is a basis of accounting other than generally accepted accounting principles.

Our compilation was limited to presenting, in the form prescribed by the State Auditor and Inspector of Oklahoma, information that is the representation of management. We have not audited or reviewed the accompanying financial statements and schedules referred to above and, accordingly, do not express an opinion or any other form of assurance on them.

These financial statements and schedules are presented in accordance with the requirements of the State of Oklahoma are not intended to be a presentation in conformity with generally accepted accounting principles. This report is intended solely for the information and use of Carter County and for filing with the State Auditor and Inspector of Oklahoma and should not be used for any other purpose. Management has elected to omit substantially all of the disclosures required by generally accepted accounting principles. If the omitted disclosures were included in the financial statements and schedules, they might influence the user's conclusions about the financial position and the results of operations. Accordingly, these financial statements and schedules are not designed for those who are not informed about such differences.

Sanders, Bledsoe & Hewett CPAs, LLP

Sanders, Bledsoe & Hewett



AFFIDAVIT OF PUBLICATION

STATE OF OKLAHOMA, COUNTY OF CARTER

Personally appeared before me, the undersigned Notary Public, LORI PREWITT
County Clerk of the County and State aforesaid, who being first duly sworn according to law, deposes and says:
That he/she complied with the law by having the financial statement for the fiscal year ending June 30, 2014,
and the estimated needs and the estimated income from sources other than ad valorem taxes, for the fiscal year
beginning July 1, 2014 and ending June 30, 2015 published in one issue of the The Daily Ardmoreite
a legally-qualified newspaper published - of general circulation, in said county *(strike inapplicable phrase)*
a copy of which together with proof of publication is herewith attached marked Exhibit "Z" and made a part
of hereof.

Cynthia Harmon
County Clerk

Subscribed and sworn to before me this 26th day of September, 2014

[Signature]
Notary Public

11-14-17
My Commission Expires



GENERAL FUND ACCOUNTS COVERING THE PERIOD JULY 1, 2013, to JUNE 30, 2014
ESTIMATE OF NEEDS FOR 2014-2015

EXHIBIT "A"

PAGE 1

Schedule 1, Current Balance Sheet - June 30, 2014		Amount
ASSETS:		
Cash Balance June 30, 2014	\$	4,256,348.56
Investments	\$	-
TOTAL ASSETS	\$	4,256,348.56
LIABILITIES AND RESERVES:		
Warrants Outstanding	\$	97,135.94
Reserve for Interest on Warrants	\$	-
Reserves From Schedule 8	\$	9,955.77
TOTAL LIABILITIES AND RESERVES	\$	107,091.71
CASH FUND BALANCE JUNE 30, 2014	\$	4,149,256.85
TOTAL LIABILITIES, RESERVES AND CASH FUND BALANCE	\$	4,256,348.56

Schedule 2, Revenue and Requirements - 2014-2015		
	Detail	Total
REVENUE:		
Cash Balance June 30, 2013	\$	-
Cash Fund Balance Transferred From Prior Years	\$	3,067,471.98
Current Ad Valorem Tax Apportioned	\$	3,542,103.62
Miscellaneous Revenue Apportioned	\$	1,825,316.20
TOTAL REVENUE		\$ 8,434,891.80
REQUIREMENTS:		
Claims Paid by Warrants Issued	\$	4,275,679.18
Reserves From Schedule 8	\$	9,955.77
Interest Paid on Warrants	\$	-
Reserve for Interest on Warrants	\$	-
TOTAL REQUIREMENTS		\$ 4,285,634.95
ADD: CASH FUND BALANCE AS PER BALANCE SHEET 6-30-2014		\$ 4,149,256.85
TOTAL REQUIREMENTS AND CASH FUND BALANCE		\$ 8,434,891.80

Schedule 3, Cash Fund Balance Analysis - June 30, 2014		Amount
ADDITIONS:		
Miscellaneous Revenue Collected in Excess of Estimates-Net	\$	1,825,316.20
Warrants Estopped, Cancelled or Converted	\$	-
Fiscal Year 2013-2014 Lapsed Appropriations	\$	2,517,120.86
Fiscal Year 2012-2013 Lapsed Appropriations	\$	84.31
Ad Valorem Tax Collections in Excess of Estimate	\$	-
Prior Years Ad Valorem Tax	\$	80,001.89
TOTAL ADDITIONS	\$	4,422,523.26
DEDUCTIONS:		
Supplemental Appropriations	\$	-
Current Tax in Process of Collection	\$	273,266.41
TOTAL DEDUCTIONS	\$	273,266.41
Cash Fund Balance as per Balance Sheet 6-30-2014	\$	4,149,256.85
Composition of Cash Fund Balance:		
Cash	\$	4,149,256.85
Cash Fund Balance as per Balance Sheet 6-30-2014	\$	4,149,256.85

GENERAL FUND ACCOUNTS COVERING THE PERIOD JULY 1, 2013, to JUNE 30, 2014
ESTIMATE OF NEEDS FOR 2014-2015

EXHIBIT "A"

2a

Schedule 4, Miscellaneous Revenue		
SOURCE	2013-2014 ACCOUNT	
	AMOUNT ESTIMATED	ACTUALLY COLLECTED
1000 CHARGES FOR SERVICES		
1111 County Clerk Fees	\$ -	\$ 334,222.18
1112 Sheriff Fees	\$ -	\$ -
1113 County Treasurer Fees	\$ -	\$ -
1114 Court Clerk Costs and Fees	\$ -	\$ 852.92
1115 District Attorney Fees	\$ -	\$ 26,943.23
1116 County Engineer Fees (Ref. Planning Commission)	\$ -	\$ -
1117 County Health Fees	\$ -	\$ -
1118 Other- IRS Liens	\$ -	\$ 980.00
1119 Other- County clerks liens	\$ -	\$ 2,232.00
1120 Other-	\$ -	\$ -
Total Charges For Services	\$ -	\$ 365,230.33
INTERGOVERNMENTAL REVENUES		
2000 INTERGOVERNMENTAL REVENUES - LOCAL SOURCES:		
2111 Court Fund Fees	\$ -	\$ -
2112 Housing Authority Payments in Lieu of Tax Revenue	\$ -	\$ -
2113 Revaluation of Real Property Reimbursements	\$ -	\$ -
2114 Visual Inspection	\$ -	\$ 483,457.11
2115 M & M Lien Fees	\$ -	\$ -
2116 Assignment Fees	\$ -	\$ -
2117 School Deputy Reimbursement	\$ -	\$ -
2118 O.S.U Extension Reimbursement	\$ -	\$ -
2119 County Library Fines	\$ -	\$ -
2120 Public Health Contributions	\$ -	\$ -
2121 Highway Budget Account Miscellaneous	\$ -	\$ -
2122 Other -	\$ -	\$ -
2123 Other -	\$ -	\$ -
2124 Other -	\$ -	\$ -
Total - Local Sources	\$ -	\$ 483,457.11
3000 INTERGOVERNMENTAL REVENUES - STATE SOURCES:		
3111 County Sales Tax - OTC	\$ -	\$ 478,802.91
3112 Motor Vehicle Collections for Counties - OTC Code 0815	\$ -	\$ 105,582.93
3113 Boat & Motor License - OTC Code 6415	\$ -	\$ -
3114 Vehicle Registration (Title Fees) - OTC Code 6815	\$ -	\$ -
3115 Aircraft License and Registration - OTC Code 6615	\$ -	\$ -
3116 Motor Vehicle Stamps - OTC	\$ -	\$ 14,294.55
3117 Other - OTC Cigarette tax	\$ -	\$ 84,738.74
3118 Other - OTC 5yr Exemption	\$ -	\$ 142,954.37
3119 Other - Weed Assessment	\$ -	\$ 844.06
Sub-Total - OTC	\$ -	\$ 827,217.56
3211 Fish and Game Fines	\$ -	\$ -
3212 State Election Reimbursement	\$ -	\$ 52,074.38
3213 State Payments in Lieu of Tax Revenue	\$ -	\$ 13,036.35
3214 Homestead Exemption Reimbursement	\$ -	\$ -
3215 Additional Homestead Exemption Reimbursement	\$ -	\$ -
3216 Transportation of Juveniles	\$ -	\$ -
3217 Documentary Stamps	\$ -	\$ -
3218 Farm Implement Tax Stamps	\$ -	\$ 2,424.94
3219 State Grants	\$ -	\$ -

Continued on page 2b

#####

GENERAL FUND ACCOUNTS COVERING THE PERIOD JULY 1, 2013, to JUNE 30, 2014
ESTIMATE OF NEEDS FOR 2014-2015

2013-2014 ACCOUNT OVER (UNDER)	BASIS AND LIMIT OF ENSUING ESTIMATE	2014-2015 ACCOUNT		
		CHARGEABLE INCOME	ESTIMATED BY GOVERNING BOARD	APPROVED BY EXCISE BOARD
\$ 334,222.18	0.00%	\$ -	\$ -	\$ -
\$ -	90.00%	\$ -	\$ -	\$ -
\$ -	90.00%	\$ -	\$ -	\$ -
\$ 852.92	0.00%	\$ -	\$ -	\$ -
\$ 26,943.23	0.00%	\$ -	\$ -	\$ -
\$ -	90.00%	\$ -	\$ -	\$ -
\$ -	90.00%	\$ -	\$ -	\$ -
\$ 980.00	0.00%	\$ -	\$ -	\$ -
\$ 2,232.00	0.00%	\$ -	\$ -	\$ -
\$ -	90.00%	\$ -	\$ -	\$ -
\$ 365,230.33		\$ -	\$ -	\$ -
\$ -	90.00%	\$ -	\$ -	\$ -
\$ -	90.00%	\$ -	\$ -	\$ -
\$ -	90.00%	\$ -	\$ -	\$ -
\$ 483,457.11	0.00%	\$ -	\$ -	\$ -
\$ -	90.00%	\$ -	\$ -	\$ -
\$ -	90.00%	\$ -	\$ -	\$ -
\$ -	90.00%	\$ -	\$ -	\$ -
\$ -	90.00%	\$ -	\$ -	\$ -
\$ -	90.00%	\$ -	\$ -	\$ -
\$ -	90.00%	\$ -	\$ -	\$ -
\$ -	90.00%	\$ -	\$ -	\$ -
\$ -	90.00%	\$ -	\$ -	\$ -
\$ -	90.00%	\$ -	\$ -	\$ -
\$ -	90.00%	\$ -	\$ -	\$ -
\$ -	90.00%	\$ -	\$ -	\$ -
\$ -	90.00%	\$ -	\$ -	\$ -
\$ 483,457.11		\$ -	\$ -	\$ -
\$ 478,802.91	0.00%	\$ -	\$ -	\$ -
\$ 105,582.93	0.00%	\$ -	\$ -	\$ -
\$ -	90.00%	\$ -	\$ -	\$ -
\$ -	90.00%	\$ -	\$ -	\$ -
\$ -	90.00%	\$ -	\$ -	\$ -
\$ 14,294.55	0.00%	\$ -	\$ -	\$ -
\$ 84,738.74	0.00%	\$ -	\$ -	\$ -
\$ 142,954.37	0.00%	\$ -	\$ -	\$ -
\$ 844.06	0.00%	\$ -	\$ -	\$ -
\$ 827,217.56		\$ -	\$ -	\$ -
\$ -	90.00%	\$ -	\$ -	\$ -
\$ 52,074.38	0.00%	\$ -	\$ -	\$ -
\$ 13,036.35	0.00%	\$ -	\$ -	\$ -
\$ -	90.00%	\$ -	\$ -	\$ -
\$ -	90.00%	\$ -	\$ -	\$ -
\$ -	90.00%	\$ -	\$ -	\$ -
\$ -	90.00%	\$ -	\$ -	\$ -
\$ -	90.00%	\$ -	\$ -	\$ -
\$ 2,424.94	0.00%	\$ -	\$ -	\$ -
\$ -	90.00%	\$ -	\$ -	\$ -

GENERAL FUND ACCOUNTS COVERING THE PERIOD JULY 1, 2013, to JUNE 30, 2014
ESTIMATE OF NEEDS FOR 2014-2015

EXHIBIT "A"

2b

Schedule 4, Miscellaneous Revenue		
SOURCE	2013-2014 ACCOUNT	
	AMOUNT ESTIMATED	ACTUALLY COLLECTED
Continued from page 2a		
3220 District Attorney Reimbursement - State	\$ -	\$ -
3221 Civil Defense Reimbursement	\$ -	\$ -
3222 Emergency Management Reimbursement	\$ -	\$ -
3223 Food Stamp Reimbursement	\$ -	\$ -
3224 Tick Eradication Reimbursement	\$ -	\$ -
3225 Welfare Agencies Miscellaneous	\$ -	\$ -
3226 Other - State Land	\$ -	\$ 1,179.58
3227 Other -	\$ -	\$ -
3228 Other -	\$ -	\$ -
Total State Sources	\$ -	\$ 895,932.81
4000 INTERGOVERNMENTAL REVENUES - FEDERAL SOURCES:		
4111 Flood Control	\$ -	\$ -
4112 Federal Grants	\$ -	\$ -
4113 Federal Payments in Lieu of Tax Revenues	\$ -	\$ -
4114 Bureau of Land Management	\$ -	\$ -
4115 District Attorney Reimbursement - Federal	\$ -	\$ -
4116 J.T.P.A. Salary Reimbursement	\$ -	\$ -
4117 Other -	\$ -	\$ -
4118 Other -	\$ -	\$ -
4119 Other -	\$ -	\$ -
Total Federal Sources	\$ -	\$ -
Grand Total Intergovernmental Revenues	\$ -	\$ 1,379,389.92
5000 MISCELLANEOUS REVENUE:		
5111 Interest on Investments	\$ -	\$ 8,381.02
5112 Rental or Lease of County Property	\$ -	\$ -
5113 Sale of County Property	\$ -	\$ 475.50
5114 Royalty	\$ -	\$ 41,266.41
5115 Individual Redemption	\$ -	\$ -
5116 Insurance Recoveries	\$ -	\$ -
5117 Insurance Reimbursements	\$ -	\$ -
5118 Public Finance Authority Reimbursement	\$ -	\$ -
5119 Rural Fire Runs	\$ -	\$ -
5120 Copies	\$ -	\$ -
5121 Return Check Charges	\$ -	\$ -
5122 Mowing & Trash Reimbursement	\$ -	\$ -
5123 Utility Reimbursements	\$ -	\$ 24,000.00
5124 Resale Property Fund Distribution	\$ -	\$ -
5125 Estry - Sales	\$ -	\$ -
5126 Vending Machine Commissions	\$ -	\$ -
5127 Other Concessions	\$ -	\$ -
5128 Indian Deputy Salary Reimbursement	\$ -	\$ -
5129 Other - Costs and Fees	\$ -	\$ 3,900.40
5130 Other - Refunds and reimbursement	\$ -	\$ 1,600.94
5131 Other - Misc	\$ -	\$ 1,071.68
Total Miscellaneous Revenue	\$ -	\$ 80,695.95
6000 NON-REVENUE RECEIPTS:		
6111 Contributions from Other Funds	\$ -	\$ -
Grand Total General Fund	\$ -	\$ 1,825,316.20

GENERAL FUND ACCOUNTS COVERING THE PERIOD JULY 1, 2013, to JUNE 30, 2014
ESTIMATE OF NEEDS FOR 2014-2015

2013-2014 ACCOUNT OVER (UNDER)	BASIS AND LIMIT OF ENSUING ESTIMATE	2014-2015 ACCOUNT		
		CHARGEABLE INCOME	ESTIMATED BY GOVERNING BOARD	APPROVED BY EXCISE BOARD
\$ -	90.00%	\$ -	\$ -	\$ -
\$ -	90.00%	\$ -	\$ -	\$ -
\$ -	90.00%	\$ -	\$ -	\$ -
\$ -	90.00%	\$ -	\$ -	\$ -
\$ -	90.00%	\$ -	\$ -	\$ -
\$ -	90.00%	\$ -	\$ -	\$ -
\$ 1,179.58	0.00%	\$ -	\$ -	\$ -
\$ -	90.00%	\$ -	\$ -	\$ -
\$ -	90.00%	\$ -	\$ -	\$ -
\$ 895,932.81		\$ -	\$ -	\$ -
\$ -	90.00%	\$ -	\$ -	\$ -
\$ -	90.00%	\$ -	\$ -	\$ -
\$ -	90.00%	\$ -	\$ -	\$ -
\$ -	90.00%	\$ -	\$ -	\$ -
\$ -	90.00%	\$ -	\$ -	\$ -
\$ -	90.00%	\$ -	\$ -	\$ -
\$ -	90.00%	\$ -	\$ -	\$ -
\$ -	90.00%	\$ -	\$ -	\$ -
\$ -	90.00%	\$ -	\$ -	\$ -
\$ 1,379,389.92		\$ -	\$ -	\$ -
\$ 8,381.02	0.00%	\$ -	\$ -	\$ -
\$ -	90.00%	\$ -	\$ -	\$ -
\$ 475.50	0.00%	\$ -	\$ -	\$ -
\$ 41,266.41	0.00%	\$ -	\$ -	\$ -
\$ -	90.00%	\$ -	\$ -	\$ -
\$ -	90.00%	\$ -	\$ -	\$ -
\$ -	90.00%	\$ -	\$ -	\$ -
\$ -	90.00%	\$ -	\$ -	\$ -
\$ -	90.00%	\$ -	\$ -	\$ -
\$ -	90.00%	\$ -	\$ -	\$ -
\$ -	90.00%	\$ -	\$ -	\$ -
\$ -	90.00%	\$ -	\$ -	\$ -
\$ -	90.00%	\$ -	\$ -	\$ -
\$ -	90.00%	\$ -	\$ -	\$ -
\$ 24,000.00	0.00%	\$ -	\$ -	\$ -
\$ -	90.00%	\$ -	\$ -	\$ -
\$ -	90.00%	\$ -	\$ -	\$ -
\$ -	90.00%	\$ -	\$ -	\$ -
\$ -	90.00%	\$ -	\$ -	\$ -
\$ -	90.00%	\$ -	\$ -	\$ -
\$ 3,900.40	0.00%	\$ -	\$ -	\$ -
\$ 1,600.94	0.00%	\$ -	\$ -	\$ -
\$ 1,071.68	0.00%	\$ -	\$ -	\$ -
\$ 80,695.95		\$ -	\$ -	\$ -
\$ -	90.00%	\$ -	\$ -	\$ -
\$ 1,825,316.20		\$ -	\$ -	\$ -

GENERAL FUND ACCOUNTS COVERING THE PERIOD JULY 1, 2013, to JUNE 30, 2014
ESTIMATE OF NEEDS FOR 2014-2015

EXHIBIT "A"

Schedule 5, Expenditures General Fund Cash Accounts of Current and All Prior Years	
CURRENT AND ALL PRIOR YEARS	2013-2014
Cash Balance Reported to Excise Board 6-30-2013	\$ -
Cash Fund Balance Transferred Out	\$ -
Cash Fund Balance Transferred In	\$ -
Adjusted Cash Balance	\$ -
Ad Valorem Tax Apportioned To Year In Caption	\$ 3,542,103.62
Miscellaneous Revenue (Schedule 4)	\$ 1,825,316.20
Cash Fund Balance Forward From Preceding Year	\$ 3,067,471.98
Prior Expenditures Recovered	\$ -
TOTAL RECEIPTS	\$ 8,434,891.80
TOTAL RECEIPTS AND BALANCE	\$ 8,434,891.80
Warrants of Year in Caption	\$ 4,178,543.24
Interest Paid Thereon	\$ -
TOTAL DISBURSEMENTS	\$ 4,178,543.24
CASH BALANCE JUNE 30, 2014	\$ 4,256,348.56
Reserve for Warrants Outstanding	\$ 97,135.94
Reserve for Interest on Warrants	\$ -
Reserves From Schedule 8	\$ 9,955.77
TOTAL LIABILITES AND RESERVE	\$ 107,091.71
DEFICIT: (Red Figure)	\$ -
CASH BALANCE FORWARD TO SUCCEEDING YEAR	\$ 4,149,256.85

Schedule 6, General Fund Warrant Account of Current and All Prior Years	
CURRENT AND ALL PRIOR YEARS	TOTAL
Warrants Outstanding 6-30-2013 of Year in Caption	\$ 101,373.98
Warrants Registered During Year	\$ 4,282,817.35
TOTAL	\$ 4,384,191.33
Warrants Paid During Year	\$ 4,287,055.39
Warrants Converted to Bonds or Judgements	\$ -
Warrants Cancelled	\$ -
Warrants Estopped by Statute	\$ -
TOTAL WARRANTS RETIRED	\$ 4,287,055.39
BALANCE WARRANTS OUTSTANDING JUNE 30, 2014	\$ 97,135.94

Schedule 7, 2013 Ad Valorem Tax Account			
2013 Net Valuation Certified To County Excise Board	406,677,038.00	10.320 Mills	Amount
Total Proceeds of Levy as Certified	\$		4,196,907.03
Additions:	\$		-
Deductions:	\$		-
Gross Balance Tax	\$		4,196,907.03
Less Reserve for Delinquent Tax	\$		381,537.00
Reserve for Protest Pending	\$		-
Balance Available Tax	\$		3,815,370.03
Deduct 2013 Tax Apportioned	\$		3,542,103.62
Net Balance 2013 Tax in Process of Collection or	\$		273,266.41
Excess Collections	\$		-

GENERAL FUND ACCOUNTS COVERING THE PERIOD JULY 1, 2013, to JUNE 30, 2014
ESTIMATE OF NEEDS FOR 2014-2015

EXHIBIT "A"

4a

Schedule 8(a), Report Of Prior Year's Expenditures				
DEPARTMENTS OF GOVERNMENT APPROPRIATED ACCOUNTS	FISCAL YEAR ENDING JUNE 30, 2013			ORIGINAL APPROPRIATIONS
	RESERVES 6-30-2013	WARRANTS SINCE ISSUED	BALANCE LAPSED APPROPRIATIONS	
01 DISTRICT ATTORNEY - STATE:				
01a Personal Services	\$ -	\$ -	\$ -	\$ -
01b Part Time Help	\$ -	\$ -	\$ -	\$ -
01c Travel	\$ -	\$ -	\$ -	\$ -
01d Maintenance and Operation	\$ 450.37	\$ 450.37	\$ -	\$ 30,000.00
01e Capital Outlay	\$ -	\$ -	\$ -	\$ -
01f Intergovernmental	\$ -	\$ -	\$ -	\$ -
01g Other-	\$ -	\$ -	\$ -	\$ -
01 Total	\$ 450.37	\$ 450.37	\$ -	\$ 30,000.00
02 DISTRICT ATTORNEY - COUNTY:				
02a Personal Services	\$ -	\$ -	\$ -	\$ -
02b Part Time Help	\$ -	\$ -	\$ -	\$ -
02c Travel	\$ -	\$ -	\$ -	\$ -
02d Maintenance and Operation	\$ -	\$ -	\$ -	\$ -
02e Capital Outlay	\$ -	\$ -	\$ -	\$ -
02f Intergovernmental	\$ -	\$ -	\$ -	\$ -
02g Law Library	\$ -	\$ -	\$ -	\$ 5,000.00
02h Other-	\$ -	\$ -	\$ -	\$ -
02 Total	\$ -	\$ -	\$ -	\$ 5,000.00
04 COUNTY SHERIFF:				
04a Personal Services	\$ 1,341.80	\$ 1,341.80	\$ -	\$ 808,274.37
04b Part Time Help	\$ -	\$ -	\$ -	\$ -
04c Travel	\$ -	\$ -	\$ -	\$ -
04d Maintenance and Operation	\$ -	\$ -	\$ -	\$ 28,199.20
04e Capital Outlay	\$ -	\$ -	\$ -	\$ 1,000.00
04f Detention PS	\$ 2,236.28	\$ 2,236.28	\$ -	\$ 1,227,360.96
04g Detention MO	\$ -	\$ -	\$ -	\$ 37,747.60
04h Detention CO	\$ -	\$ -	\$ -	\$ 15,000.00
04i Other -	\$ -	\$ -	\$ -	\$ -
04 Total	\$ 3,578.08	\$ 3,578.08	\$ -	\$ 2,117,582.13
06 COUNTY TREASURER:				
06a Personal Services	\$ 168.00	\$ 168.00	\$ -	\$ 164,280.00
06b Part Time Help	\$ -	\$ -	\$ -	\$ -
06c Travel	\$ -	\$ -	\$ -	\$ 5,167.20
06d Maintenance and Operation	\$ -	\$ -	\$ -	\$ 1.00
06e Capital Outlay	\$ -	\$ -	\$ -	\$ -
06f Intergovernmental	\$ -	\$ -	\$ -	\$ -
06g Other -	\$ -	\$ -	\$ -	\$ -
06 Total	\$ 168.00	\$ 168.00	\$ -	\$ 169,448.20
08 COUNTY COMMISSIONERS:				
08a Personal Services	\$ -	\$ -	\$ -	\$ 1.00
08b Part Time Help	\$ -	\$ -	\$ -	\$ 1.00
08c Travel	\$ -	\$ -	\$ -	\$ 30,000.00
08d Maintenance and Operation	\$ -	\$ -	\$ -	\$ 5,000.00
08e Capital Outlay	\$ -	\$ -	\$ -	\$ 1.00
08f Intergovernmental	\$ -	\$ -	\$ -	\$ -
08g Other -	\$ -	\$ -	\$ -	\$ -
08 Total	\$ -	\$ -	\$ -	\$ 35,003.00

GENERAL FUND ACCOUNTS COVERING THE PERIOD JULY 1, 2013, to JUNE 30, 2014
ESTIMATE OF NEEDS FOR 2014-2015

FISCAL YEAR ENDING JUNE 30, 2014						Governmental Budget Accounts	
						FISCAL YEAR 2014-2015	
SUPPLEMENTAL ADJUSTMENTS		NET AMOUNT OF APPROPRIATIONS	WARRANTS ISSUED	RESERVES	LAPSED BALANCE KNOWN TO BE UNENCUMBERED	NEEDS AS ESTIMATED BY GOVERNING BOARD	APPROVED BY COUNTY EXCISE BOARD
ADDED	CANCELLED						
\$ -	\$ -	\$ -	\$ -	\$ -	\$ -	\$ -	\$ -
\$ -	\$ -	\$ -	\$ -	\$ -	\$ -	\$ -	\$ -
\$ -	\$ -	\$ -	\$ -	\$ -	\$ -	\$ -	\$ -
\$ -	\$ -	\$ 30,000.00	\$ 25,891.60	\$ 624.85	\$ 3,483.55	\$ 30,000.00	\$ 30,000.00
\$ -	\$ -	\$ -	\$ -	\$ -	\$ -	\$ -	\$ -
\$ -	\$ -	\$ -	\$ -	\$ -	\$ -	\$ -	\$ -
\$ -	\$ -	\$ -	\$ -	\$ -	\$ -	\$ -	\$ -
\$ -	\$ -	\$ 30,000.00	\$ 25,891.60	\$ 624.85	\$ 3,483.55	\$ 30,000.00	\$ 30,000.00
\$ -	\$ -	\$ -	\$ -	\$ -	\$ -	\$ -	\$ -
\$ -	\$ -	\$ -	\$ -	\$ -	\$ -	\$ -	\$ -
\$ -	\$ -	\$ -	\$ -	\$ -	\$ -	\$ -	\$ -
\$ -	\$ -	\$ 5,000.00	\$ 4,998.98	\$ -	\$ 1.02	\$ 5,500.00	\$ 5,500.00
\$ -	\$ -	\$ -	\$ -	\$ -	\$ -	\$ -	\$ -
\$ -	\$ -	\$ 5,000.00	\$ 4,998.98	\$ -	\$ 1.02	\$ 5,500.00	\$ 5,500.00
\$ -	\$ -	\$ 808,274.37	\$ 743,673.40	\$ 1,119.05	\$ 63,481.92	\$ 835,165.26	\$ 835,165.26
\$ -	\$ -	\$ -	\$ -	\$ -	\$ -	\$ -	\$ -
\$ -	\$ -	\$ -	\$ -	\$ -	\$ -	\$ -	\$ -
\$ -	\$ -	\$ 28,199.20	\$ -	\$ -	\$ 28,199.20	\$ 30,300.00	\$ 30,300.00
\$ -	\$ -	\$ 1,000.00	\$ -	\$ -	\$ 1,000.00	\$ 1,000.00	\$ 1,000.00
\$ -	\$ -	\$ 1,227,360.96	\$ 1,183,136.03	\$ 2,322.03	\$ 41,902.90	\$ -	\$ -
\$ -	\$ -	\$ 37,747.60	\$ -	\$ -	\$ 37,747.60	\$ -	\$ -
\$ -	\$ -	\$ 15,000.00	\$ -	\$ -	\$ 15,000.00	\$ -	\$ -
\$ -	\$ -	\$ -	\$ -	\$ -	\$ -	\$ -	\$ -
\$ -	\$ -	\$ 2,117,582.13	\$ 1,926,809.43	\$ 3,441.08	\$ 187,331.62	\$ 866,465.26	\$ 866,465.26
\$ -	\$ -	\$ 164,280.00	\$ 157,155.23	\$ 178.50	\$ 6,946.27	\$ 170,239.20	\$ 170,239.20
\$ -	\$ -	\$ -	\$ -	\$ -	\$ -	\$ -	\$ -
\$ -	\$ -	\$ 5,167.20	\$ 5,167.20	\$ -	\$ -	\$ 5,167.20	\$ 5,167.20
\$ -	\$ -	\$ 1.00	\$ -	\$ -	\$ 1.00	\$ 35,001.00	\$ 35,001.00
\$ -	\$ -	\$ -	\$ -	\$ -	\$ -	\$ -	\$ -
\$ -	\$ -	\$ -	\$ -	\$ -	\$ -	\$ -	\$ -
\$ -	\$ -	\$ -	\$ -	\$ -	\$ -	\$ -	\$ -
\$ -	\$ -	\$ 169,448.20	\$ 162,322.43	\$ 178.50	\$ 6,947.27	\$ 210,407.40	\$ 210,407.40
\$ -	\$ -	\$ 1.00	\$ -	\$ -	\$ 1.00	\$ 1.00	\$ 1.00
\$ -	\$ -	\$ 1.00	\$ -	\$ -	\$ 1.00	\$ 1.00	\$ 1.00
\$ -	\$ -	\$ 30,000.00	\$ 28,960.03	\$ 336.00	\$ 703.97	\$ 30,000.00	\$ 30,000.00
\$ -	\$ -	\$ 5,000.00	\$ -	\$ -	\$ 5,000.00	\$ 5,000.00	\$ 5,000.00
\$ -	\$ -	\$ 1.00	\$ -	\$ -	\$ 1.00	\$ 1.00	\$ 1.00
\$ -	\$ -	\$ -	\$ -	\$ -	\$ -	\$ -	\$ -
\$ -	\$ -	\$ -	\$ -	\$ -	\$ -	\$ -	\$ -
\$ -	\$ -	\$ 35,003.00	\$ 28,960.03	\$ 336.00	\$ 5,706.97	\$ 35,003.00	\$ 35,003.00

GENERAL FUND ACCOUNTS COVERING THE PERIOD JULY 1, 2013, to JUNE 30, 2014
ESTIMATE OF NEEDS FOR 2014-2015

EXHIBIT "A"

4b

Schedule 8(b), Report Of Prior Year's Expenditures				
DEPARTMENTS OF GOVERNMENT APPROPRIATED ACCOUNTS	FISCAL YEAR ENDING JUNE 30, 2013			ORIGINAL APPROPRIATIONS
	RESERVES	WARRANTS	BALANCE	
	6-30-2013	SINCE ISSUED	LAPSED APPROPRIATIONS	
09 COUNTY COMMISSIONERS O.S.U. EXTENSION:				
09a Personal Services	\$ -	\$ -	\$ -	\$ 71,616.00
09b Part Time Help	\$ -	\$ -	\$ -	\$ -
09c Travel	\$ -	\$ -	\$ -	\$ 17,995.00
09d Maintenance and Operation	\$ 17.00	\$ 17.00	\$ -	\$ 5,517.00
09e Capital Outlay	\$ -	\$ -	\$ -	\$ 1.00
09f Intergovernmental	\$ -	\$ -	\$ -	\$ -
09g Other -	\$ -	\$ -	\$ -	\$ -
09 Total	\$ 17.00	\$ 17.00	\$ -	\$ 95,129.00
10 COUNTY CLERK:				
10a Personal Services	\$ 550.50	\$ 550.50	\$ -	\$ 412,442.82
10b Part Time Help	\$ -	\$ -	\$ -	\$ -
10c Travel	\$ -	\$ -	\$ -	\$ 5,167.20
10d Maintenance and Operation	\$ -	\$ -	\$ -	\$ 16,849.20
10e Capital Outlay	\$ -	\$ -	\$ -	\$ 1.00
10f Intergovernmental	\$ -	\$ -	\$ -	\$ -
10g Lien Fees	\$ -	\$ -	\$ -	\$ -
10h Other -	\$ -	\$ -	\$ -	\$ -
10 Total	\$ 550.50	\$ 550.50	\$ -	\$ 434,460.22
14 COURT CLERK:				
14a Personal Services	\$ 534.60	\$ 534.60	\$ -	\$ 359,055.96
14b Part Time Help	\$ -	\$ -	\$ -	\$ -
14c Travel	\$ -	\$ -	\$ -	\$ 8,000.00
14d Maintenance and Operation	\$ -	\$ -	\$ -	\$ -
14e Capital Outlay	\$ -	\$ -	\$ -	\$ -
14f Intergovernmental	\$ -	\$ -	\$ -	\$ -
14g Other -	\$ -	\$ -	\$ -	\$ -
14 Total	\$ 534.60	\$ 534.60	\$ -	\$ 367,055.96
16 COUNTY ASSESSOR:				
16a Personal Services	\$ 99.60	\$ 99.60	\$ -	\$ 127,131.96
16b Part Time Help	\$ -	\$ -	\$ -	\$ -
16c Travel	\$ -	\$ -	\$ -	\$ 6,500.00
16d Maintenance and Operation	\$ -	\$ -	\$ -	\$ 1.00
16e Capital Outlay	\$ -	\$ -	\$ -	\$ -
16f Intergovernmental	\$ -	\$ -	\$ -	\$ -
16g Other -	\$ -	\$ -	\$ -	\$ -
16h Other -	\$ -	\$ -	\$ -	\$ -
16 Total	\$ 99.60	\$ 99.60	\$ -	\$ 133,632.96
17 REVALUATION OF REAL PROPERTY:				
17a Personal Services	\$ 596.85	\$ 596.85	\$ -	\$ 480,667.30
17b Part Time Help	\$ -	\$ -	\$ -	\$ -
17c Travel	\$ -	\$ -	\$ -	\$ 13,300.00
17d Maintenance and Operation	\$ 655.26	\$ 655.26	\$ -	\$ 23,340.00
17e Capital Outlay	\$ -	\$ -	\$ -	\$ 40,000.00
17f Intergovernmental	\$ -	\$ -	\$ -	\$ -
17g Other -	\$ -	\$ -	\$ -	\$ -
17h Other -	\$ -	\$ -	\$ -	\$ -
17 Total	\$ 1,252.11	\$ 1,252.11	\$ -	\$ 557,307.30

GENERAL FUND ACCOUNTS COVERING THE PERIOD JULY 1, 2013, to JUNE 30, 2014
ESTIMATE OF NEEDS FOR 2014-2015

Governmental Budget Accounts							
FISCAL YEAR ENDING JUNE 30, 2014						FISCAL YEAR 2014-2015	
SUPPLEMENTAL ADJUSTMENTS		NET AMOUNT OF APPROPRIATIONS	WARRANTS ISSUED	RESERVES	LAPSED BALANCE KNOWN TO BE UNENCUMBERED	NEEDS AS ESTIMATED BY GOVERNING BOARD	APPROVED BY COUNTY EXCISE BOARD
ADDED	CANCELLED						
\$ -	\$ -	\$ 71,616.00	\$ 71,616.00	\$ -	\$ -	\$ 75,216.00	\$ 75,216.00
\$ -	\$ -	\$ -	\$ -	\$ -	\$ -	\$ -	\$ -
\$ -	\$ -	\$ 17,995.00	\$ 13,666.79	\$ 664.19	\$ 3,664.02	\$ 18,512.00	\$ 18,512.00
\$ -	\$ -	\$ 5,517.00	\$ 5,052.10	\$ 17.50	\$ 447.40	\$ 5,000.00	\$ 5,000.00
\$ -	\$ -	\$ 1.00	\$ -	\$ -	\$ 1.00	\$ 1.00	\$ 1.00
\$ -	\$ -	\$ -	\$ -	\$ -	\$ -	\$ -	\$ -
\$ -	\$ -	\$ -	\$ -	\$ -	\$ -	\$ -	\$ -
\$ -	\$ -	\$ 95,129.00	\$ 90,334.89	\$ 681.69	\$ 4,112.42	\$ 98,729.00	\$ 98,729.00
\$ -	\$ -	\$ 412,442.82	\$ 366,559.56	\$ 513.30	\$ 45,369.96	\$ 429,374.52	\$ 429,374.52
\$ -	\$ -	\$ -	\$ -	\$ -	\$ -	\$ -	\$ -
\$ -	\$ -	\$ 5,167.20	\$ 5,167.20	\$ -	\$ -	\$ 5,167.20	\$ 5,167.20
\$ -	\$ -	\$ 16,849.20	\$ 15,498.35	\$ 300.00	\$ 1,050.85	\$ 179,849.20	\$ 179,849.20
\$ -	\$ -	\$ 1.00	\$ -	\$ -	\$ 1.00	\$ 1.00	\$ 1.00
\$ -	\$ -	\$ -	\$ -	\$ -	\$ -	\$ -	\$ -
\$ -	\$ -	\$ -	\$ -	\$ -	\$ -	\$ -	\$ -
\$ -	\$ -	\$ -	\$ -	\$ -	\$ -	\$ -	\$ -
\$ -	\$ -	\$ 434,460.22	\$ 387,225.11	\$ 813.30	\$ 46,421.81	\$ 614,391.92	\$ 614,391.92
\$ -	\$ -	\$ 359,055.96	\$ 344,902.30	\$ 523.40	\$ 13,630.26	\$ 373,953.96	\$ 373,953.96
\$ -	\$ -	\$ -	\$ -	\$ -	\$ -	\$ -	\$ -
\$ -	\$ -	\$ 8,000.00	\$ 6,203.01	\$ -	\$ 1,796.99	\$ 8,000.00	\$ 8,000.00
\$ -	\$ -	\$ -	\$ -	\$ -	\$ -	\$ -	\$ -
\$ -	\$ -	\$ -	\$ -	\$ -	\$ -	\$ -	\$ -
\$ -	\$ -	\$ -	\$ -	\$ -	\$ -	\$ -	\$ -
\$ -	\$ -	\$ 367,055.96	\$ 351,105.31	\$ 523.40	\$ 15,427.25	\$ 381,953.96	\$ 381,953.96
\$ -	\$ -	\$ 127,131.96	\$ 126,529.92	\$ 81.40	\$ 520.64	\$ 130,856.46	\$ 130,856.46
\$ -	\$ -	\$ -	\$ -	\$ -	\$ -	\$ -	\$ -
\$ -	\$ -	\$ 6,500.00	\$ 6,459.00	\$ -	\$ 41.00	\$ 6,500.00	\$ 6,500.00
\$ -	\$ -	\$ 1.00	\$ -	\$ -	\$ 1.00	\$ 1.00	\$ 1.00
\$ -	\$ -	\$ -	\$ -	\$ -	\$ -	\$ -	\$ -
\$ -	\$ -	\$ -	\$ -	\$ -	\$ -	\$ -	\$ -
\$ -	\$ -	\$ -	\$ -	\$ -	\$ -	\$ -	\$ -
\$ -	\$ -	\$ 133,632.96	\$ 132,988.92	\$ 81.40	\$ 562.64	\$ 137,357.46	\$ 137,357.46
\$ -	\$ -	\$ 480,667.30	\$ 407,946.94	\$ 669.23	\$ 72,051.13	\$ 500,544.90	\$ 500,544.90
\$ -	\$ -	\$ -	\$ -	\$ -	\$ -	\$ -	\$ -
\$ -	\$ -	\$ 13,300.00	\$ 4,535.22	\$ -	\$ 8,764.78	\$ 17,500.00	\$ 17,500.00
\$ -	\$ -	\$ 23,340.00	\$ 22,760.76	\$ 1,740.48	\$ (1,161.24)	\$ 23,340.00	\$ 23,340.00
\$ -	\$ -	\$ 40,000.00	\$ 40,000.00	\$ -	\$ -	\$ 45,000.00	\$ 45,000.00
\$ -	\$ -	\$ -	\$ -	\$ -	\$ -	\$ -	\$ -
\$ -	\$ -	\$ -	\$ -	\$ -	\$ -	\$ -	\$ -
\$ -	\$ -	\$ -	\$ -	\$ -	\$ -	\$ -	\$ -
\$ -	\$ -	\$ 557,307.30	\$ 475,242.92	\$ 2,409.71	\$ 79,654.67	\$ 586,384.90	\$ 586,384.90

GENERAL FUND ACCOUNTS COVERING THE PERIOD JULY 1, 2013, to JUNE 30, 2014
ESTIMATE OF NEEDS FOR 2014-2015

EXHIBIT "A"

4c

Schedule 8(c), Report Of Prior Year's Expenditures				
DEPARTMENTS OF GOVERNMENT APPROPRIATED ACCOUNTS	FISCAL YEAR ENDING JUNE 30, 2013			ORIGINAL APPROPRIATIONS
	RESERVES	WARRANTS	BALANCE	
	6-30-2013	SINCE ISSUED	LAPSED APPROPRIATIONS	
18 DETENTION CENTER				
18a Personal Services	\$ -	\$ -	\$ -	\$ -
18b Part Time Help	\$ -	\$ -	\$ -	\$ -
18c Travel	\$ -	\$ -	\$ -	\$ -
18d Maintenance and Operation	\$ -	\$ -	\$ -	\$ -
18e Capital Outlay	\$ -	\$ -	\$ -	\$ -
18f Intergovernmental	\$ -	\$ -	\$ -	\$ -
18g Other -	\$ -	\$ -	\$ -	\$ -
18 Total	\$ -	\$ -	\$ -	\$ -
19 DISTRICT COURT:				
19a Personal Services	\$ -	\$ -	\$ -	\$ -
19b Part Time Help	\$ -	\$ -	\$ -	\$ -
19c Travel	\$ -	\$ -	\$ -	\$ -
19d Maintenance and Operation	\$ -	\$ -	\$ -	\$ -
19e Capital Outlay	\$ -	\$ -	\$ -	\$ -
19f Intergovernmental	\$ -	\$ -	\$ -	\$ -
19g Other -	\$ -	\$ -	\$ -	\$ -
19 Total	\$ -	\$ -	\$ -	\$ -
20 GENERAL GOVERNMENT				
20a Personal Services	\$ 261.00	\$ 176.69	\$ 84.31	\$ 139,154.40
20b Part Time Help	\$ -	\$ -	\$ -	\$ 1.00
20c Travel	\$ -	\$ -	\$ -	\$ 500.00
20d Maintenance and Operation	\$ -	\$ -	\$ -	\$ 2,459,092.86
20e Capital Outlay	\$ -	\$ -	\$ -	\$ 1.00
20f Intergovernmental	\$ -	\$ -	\$ -	\$ -
20g Other -	\$ -	\$ -	\$ -	\$ -
20h Other -	\$ -	\$ -	\$ -	\$ -
20i Other -	\$ -	\$ -	\$ -	\$ -
20j Other -	\$ -	\$ -	\$ -	\$ -
20 Total	\$ 261.00	\$ 176.69	\$ 84.31	\$ 2,598,749.26
21 EXCISE - EQUALIZATION BOARD:				
21a Personal Services	\$ -	\$ -	\$ -	\$ 4,000.00
21b Part Time Help	\$ -	\$ -	\$ -	\$ -
21c Travel	\$ 38.42	\$ 38.42	\$ -	\$ 1,000.00
21d Maintenance and Operation	\$ -	\$ -	\$ -	\$ 100.00
21e Capital Outlay	\$ -	\$ -	\$ -	\$ 1.00
21f Intergovernmental	\$ -	\$ -	\$ -	\$ -
21g Other -	\$ -	\$ -	\$ -	\$ -
21 Total	\$ 38.42	\$ 38.42	\$ -	\$ 5,101.00
22 COUNTY ELECTION EXPENSE:				
22a Personal Services	\$ 150.05	\$ 150.05	\$ -	\$ 100,317.08
22b Part Time Help	\$ -	\$ -	\$ -	\$ 1.00
22c Travel	\$ -	\$ -	\$ -	\$ 100.00
22d Maintenance and Operation	\$ 122.75	\$ 122.75	\$ -	\$ 3,000.00
22e Capital Outlay	\$ -	\$ -	\$ -	\$ 1.00
22f Intergovernmental	\$ -	\$ -	\$ -	\$ -
22g Other -	\$ -	\$ -	\$ -	\$ -
22 Total	\$ 272.80	\$ 272.80	\$ -	\$ 103,419.08

FISCAL YEAR ENDING JUNE 30, 2014						Governmental Budget Accounts	
						FISCAL YEAR 2014-2015	
SUPPLEMENTAL		NET AMOUNT	WARRANTS	RESERVES	LAPSED	NEEDS AS	APPROVED BY
ADJUSTMENTS		OF	ISSUED		BALANCE	ESTIMATED BY	COUNTY
		APPROPRIATIONS			KNOWN TO BE	GOVERNING	EXCISE BOARD
ADDED	CANCELLED				UNENCUMBERED	BOARD	
\$ -	\$ -	\$ -	\$ -	\$ -	\$ -	\$ 1,287,697.86	\$ 1,287,697.86
\$ -	\$ -	\$ -	\$ -	\$ -	\$ -	\$ -	\$ -
\$ -	\$ -	\$ -	\$ -	\$ -	\$ -	\$ -	\$ -
\$ -	\$ -	\$ -	\$ -	\$ -	\$ -	\$ 46,300.00	\$ 46,300.00
\$ -	\$ -	\$ -	\$ -	\$ -	\$ -	\$ 15,000.00	\$ 15,000.00
\$ -	\$ -	\$ -	\$ -	\$ -	\$ -	\$ -	\$ -
\$ -	\$ -	\$ -	\$ -	\$ -	\$ -	\$ -	\$ -
\$ -	\$ -	\$ -	\$ -	\$ -	\$ -	\$ 1,348,997.86	\$ 1,348,997.86
\$ -	\$ -	\$ -	\$ -	\$ -	\$ -	\$ -	\$ -
\$ -	\$ -	\$ -	\$ -	\$ -	\$ -	\$ -	\$ -
\$ -	\$ -	\$ -	\$ -	\$ -	\$ -	\$ -	\$ -
\$ -	\$ -	\$ -	\$ -	\$ -	\$ -	\$ -	\$ -
\$ -	\$ -	\$ -	\$ -	\$ -	\$ -	\$ -	\$ -
\$ -	\$ -	\$ -	\$ -	\$ -	\$ -	\$ -	\$ -
\$ -	\$ -	\$ -	\$ -	\$ -	\$ -	\$ -	\$ -
\$ -	\$ -	\$ 139,154.40	\$ 138,830.04	\$ 274.00	\$ 50.36	\$ 145,858.50	\$ 145,858.50
\$ -	\$ -	\$ 1.00	\$ -	\$ -	\$ 1.00	\$ 1.00	\$ 1.00
\$ -	\$ -	\$ 500.00	\$ -	\$ -	\$ 500.00	\$ -	\$ -
\$ -	\$ -	\$ 2,459,092.86	\$ 392,642.51	\$ -	\$ 2,066,450.35	\$ 3,671,533.23	\$ 3,671,533.23
\$ -	\$ -	\$ 1.00	\$ -	\$ -	\$ 1.00	\$ 1.00	\$ 1.00
\$ -	\$ -	\$ -	\$ -	\$ -	\$ -	\$ -	\$ -
\$ -	\$ -	\$ -	\$ -	\$ -	\$ -	\$ -	\$ -
\$ -	\$ -	\$ -	\$ -	\$ -	\$ -	\$ -	\$ -
\$ -	\$ -	\$ -	\$ -	\$ -	\$ -	\$ -	\$ -
\$ -	\$ -	\$ -	\$ -	\$ -	\$ -	\$ -	\$ -
\$ -	\$ -	\$ 2,598,749.26	\$ 531,472.55	\$ 274.00	\$ 2,067,002.71	\$ 3,817,393.73	\$ 3,817,393.73
\$ -	\$ -	\$ 4,000.00	\$ 2,906.65	\$ -	\$ 1,093.35	\$ 4,000.00	\$ 4,000.00
\$ -	\$ -	\$ -	\$ -	\$ -	\$ -	\$ -	\$ -
\$ -	\$ -	\$ 1,000.00	\$ 496.79	\$ 19.04	\$ 484.17	\$ 1,000.00	\$ 1,000.00
\$ -	\$ -	\$ 100.00	\$ -	\$ -	\$ 100.00	\$ 100.00	\$ 100.00
\$ -	\$ -	\$ 1.00	\$ -	\$ -	\$ 1.00	\$ 1.00	\$ 1.00
\$ -	\$ -	\$ -	\$ -	\$ -	\$ -	\$ -	\$ -
\$ -	\$ -	\$ -	\$ -	\$ -	\$ -	\$ -	\$ -
\$ -	\$ -	\$ 5,101.00	\$ 3,403.44	\$ 19.04	\$ 1,678.52	\$ 5,101.00	\$ 5,101.00
\$ -	\$ -	\$ 100,317.08	\$ 99,180.73	\$ 172.80	\$ 963.55	\$ 102,551.78	\$ 102,551.78
\$ -	\$ -	\$ 1.00	\$ -	\$ -	\$ 1.00	\$ 1.00	\$ 1.00
\$ -	\$ -	\$ 100.00	\$ -	\$ -	\$ 100.00	\$ 100.00	\$ 100.00
\$ -	\$ -	\$ 3,000.00	\$ 3,312.98	\$ -	\$ (312.98)	\$ 3,000.00	\$ 3,000.00
\$ -	\$ -	\$ 1.00	\$ -	\$ -	\$ 1.00	\$ 1.00	\$ 1.00
\$ -	\$ -	\$ -	\$ -	\$ -	\$ -	\$ -	\$ -
\$ -	\$ -	\$ -	\$ -	\$ -	\$ -	\$ -	\$ -
\$ -	\$ -	\$ 103,419.08	\$ 102,493.71	\$ 172.80	\$ 752.57	\$ 105,653.78	\$ 105,653.78

Schedule 8(i), Report Of Prior Year's Expenditures				
DEPARTMENTS OF GOVERNMENT APPROPRIATED ACCOUNTS	FISCAL YEAR ENDING JUNE 30, 2013			ORIGINAL APPROPRIATIONS
	RESERVES	WARRANTS	BALANCE	
	6-30-2013	SINCE ISSUED	LAPSED APPROPRIATIONS	
80 HIGHWAY BUDGET ACCOUNT:				
80a Personal Services	\$ -	\$ -	\$ -	\$ -
80b Part Time Help	\$ -	\$ -	\$ -	\$ -
80c Travel	\$ -	\$ -	\$ -	\$ -
80d Maintenance and Operation	\$ -	\$ -	\$ -	\$ -
80e Capital Outlay	\$ -	\$ -	\$ -	\$ -
80f Intergovernmental	\$ -	\$ -	\$ -	\$ -
80g Other -	\$ -	\$ -	\$ -	\$ -
80h Other -	\$ -	\$ -	\$ -	\$ -
80j Other -	\$ -	\$ -	\$ -	\$ -
80 Total	\$ -	\$ -	\$ -	\$ -
82 COUNTY AUDIT BUDGET ACCOUNT:				
82a Salaries and Expense of Audit and Report	\$ -	\$ -	\$ -	\$ 40,667.70
82b Intergovernmental	\$ -	\$ -	\$ -	\$ -
82c Other -	\$ -	\$ -	\$ -	\$ -
82 Total	\$ -	\$ -	\$ -	\$ 40,667.70
83 COUNTY CEMETARY ACCOUNT:				
83a Personal Services	\$ -	\$ -	\$ -	\$ -
83b Part Time Help	\$ -	\$ -	\$ -	\$ -
83c Travel	\$ -	\$ -	\$ -	\$ -
83d Maintenance and Operation	\$ -	\$ -	\$ -	\$ 5,200.00
83e Capital Outlay	\$ -	\$ -	\$ -	\$ -
83f Intergovernmental	\$ -	\$ -	\$ -	\$ -
83g Other -	\$ -	\$ -	\$ -	\$ -
83h Other -	\$ -	\$ -	\$ -	\$ -
83 Total	\$ -	\$ -	\$ -	\$ 5,200.00
84 FREE FAIR BUDGET ACCOUNT:				
84a Personal Services	\$ -	\$ -	\$ -	\$ -
84b Part Time Help	\$ -	\$ -	\$ -	\$ -
84c Travel	\$ -	\$ -	\$ -	\$ -
84d Maintenance and Operation	\$ -	\$ -	\$ -	\$ 5,000.00
84e Capital Outlay	\$ -	\$ -	\$ -	\$ -
84f Intergovernmental	\$ -	\$ -	\$ -	\$ -
84g Premiums and Awards	\$ -	\$ -	\$ -	\$ -
84h Other -	\$ -	\$ -	\$ -	\$ -
84i Other -	\$ -	\$ -	\$ -	\$ -
84 Total	\$ -	\$ -	\$ -	\$ 5,000.00
86 FREE FAIR IMPROVEMENT ACCOUNT:				
86a Personal Services	\$ -	\$ -	\$ -	\$ -
86b Part Time Help	\$ -	\$ -	\$ -	\$ -
86c Travel	\$ -	\$ -	\$ -	\$ -
86d Maintenance and Operation	\$ -	\$ -	\$ -	\$ 100,000.00
86e Capital Outlay	\$ -	\$ -	\$ -	\$ -
86f Intergovernmental	\$ -	\$ -	\$ -	\$ -
86g Other -	\$ -	\$ -	\$ -	\$ -
86h Other -	\$ -	\$ -	\$ -	\$ -
86 Total	\$ -	\$ -	\$ -	\$ 100,000.00

GENERAL FUND ACCOUNTS COVERING THE PERIOD JULY 1, 2013, to JUNE 30, 2014
ESTIMATE OF NEEDS FOR 2014-2015

EXHIBIT "A"

4k

Schedule 8(k), Report Of Prior Year's Expenditures				
DEPARTMENTS OF GOVERNMENT APPROPRIATED ACCOUNTS	FISCAL YEAR ENDING JUNE 30, 2013			ORIGINAL APPROPRIATIONS
	RESERVES	WARRANTS	BALANCE	
	6-30-2013	SINCE ISSUED	LAPSED APPROPRIATIONS	
92 BUILDING MAINTENANCE ACCOUNT:				
92a Personal Services	\$ -	\$ -	\$ -	\$ -
92b Part Time Help	\$ -	\$ -	\$ -	\$ -
92c Travel	\$ -	\$ -	\$ -	\$ -
92d Maintenance and Operation	\$ -	\$ -	\$ -	\$ -
92e Capital Outlay	\$ -	\$ -	\$ -	\$ -
92f Intergovernmental	\$ -	\$ -	\$ -	\$ -
92g Other -	\$ -	\$ -	\$ -	\$ -
92h Other -	\$ -	\$ -	\$ -	\$ -
92j Other -	\$ -	\$ -	\$ -	\$ -
92 Total	\$ -	\$ -	\$ -	\$ -
93				
93a Personal Services	\$ -	\$ -	\$ -	\$ -
93b Part Time Help	\$ -	\$ -	\$ -	\$ -
93c Travel	\$ -	\$ -	\$ -	\$ -
93d Maintenance and Operation	\$ -	\$ -	\$ -	\$ -
93e Capital Outlay	\$ -	\$ -	\$ -	\$ -
93f Intergovernmental	\$ -	\$ -	\$ -	\$ -
93g Other -	\$ -	\$ -	\$ -	\$ -
93h Other -	\$ -	\$ -	\$ -	\$ -
93 Total	\$ -	\$ -	\$ -	\$ -
94				
94a Personal Services	\$ -	\$ -	\$ -	\$ -
94b Part Time Help	\$ -	\$ -	\$ -	\$ -
94c Travel	\$ -	\$ -	\$ -	\$ -
94d Maintenance and Operation	\$ -	\$ -	\$ -	\$ -
94e Capital Outlay	\$ -	\$ -	\$ -	\$ -
94f Intergovernmental	\$ -	\$ -	\$ -	\$ -
94g Other -	\$ -	\$ -	\$ -	\$ -
94h Other -	\$ -	\$ -	\$ -	\$ -
94 Total	\$ -	\$ -	\$ -	\$ -
98 OTHER USE:				
98a Other Deductions	\$ -	\$ -	\$ -	\$ -
98 Total	\$ -	\$ -	\$ -	\$ -
TOTAL GENERAL FUND ACCOUNT	\$ 7,222.48	\$ 7,138.17	\$ 84.31	\$ 6,802,755.81
SUBJECT TO WARRANT ISSUE:				
99 Provision for Interest on Warrants	\$ -	\$ -	\$ -	\$ -
GRAND TOTAL GENERAL FUND	\$ 7,222.48	\$ 7,138.17	\$ 84.31	\$ 6,802,755.81

ESTIMATE OF NEEDS FOR THE FISCAL YEAR
PURPOSE:
Current Expense
Pro rata share of County Assessor's Budget as determined by County Excise Board
(This amount is included in the appropriated account "17 Revaluation of Real Property".)
GRAND TOTAL - General Fund

Schedule 1, Current Balance Sheet - June 30, 2014		Amount
ASSETS:		
Cash Balance June 30, 2014	\$	10,125.97
Investments	\$	-
TOTAL ASSETS	\$	10,125.97
LIABILITIES AND RESERVES:		
Warrants Outstanding	\$	8,549.15
Reserve for Interest on Warrants	\$	-
Reserves From Schedule 8	\$	-
TOTAL LIABILITIES AND RESERVES	\$	8,549.15
CASH FUND BALANCE JUNE 30, 2014	\$	1,576.82
TOTAL LIABILITIES, RESERVES AND CASH FUND BALANCE	\$	10,125.97

Schedule 2, Revenue and Requirements - 2014-2015		
	Detail	Total
REVENUE:		
Cash Balance June 30, 2013	\$ -	
Cash Fund Balance Transferred From Prior Years	\$ 22,364.93	
Current Ad Valorem Tax Apportioned	\$ 707,047.87	
Miscellaneous Revenue Apportioned	\$ 29,019.20	
TOTAL REVENUE		\$ 758,432.00
REQUIREMENTS:		
Claims Paid by Warrants Issued	\$ 756,855.18	
Reserves From Schedule 8	\$ -	
Interest Paid on Warrants	\$ -	
Reserve for Interest on Warrants	\$ -	
TOTAL REQUIREMENTS		\$ 756,855.18
ADD: CASH FUND BALANCE AS PER BALANCE SHEET 6-30-2014		\$ 1,576.82
TOTAL REQUIREMENTS AND CASH FUND BALANCE		\$ 758,432.00

Schedule 3, Cash Fund Balance Analysis - June 30, 2014		Amount
ADDITIONS:		
Miscellaneous Revenue Collected in Excess of Estimates-Net	\$	29,019.20
Warrants Estopped, Cancelled or Converted	\$	-
Fiscal Year 2013-2014 Lapsed Appropriations	\$	(4,818.86)
Fiscal Year 2012-2013 Lapsed Appropriations	\$	-
Ad Valorem Tax Collections in Excess of Estimate	\$	-
Prior Years Ad Valorem Tax	\$	15,969.25
TOTAL ADDITIONS	\$	40,169.59
DEDUCTIONS:		
Supplemental Appropriations	\$	-
Current Tax in Process of Collection	\$	54,547.31
TOTAL DEDUCTIONS	\$	54,547.31
Cash Fund Balance as per Balance Sheet 6-30-2014	\$	1,576.82
Composition of Cash Fund Balance:		
Cash	\$	1,576.82
Cash Fund Balance as per Balance Sheet 6-30-2014	\$	1,576.82

EXHIBIT "B"

Schedule 4, Miscellaneous Revenue		
SOURCE	2013-2014 ACCOUNT	
	AMOUNT	ACTUALLY
	ESTIMATED	COLLECTED
1000 CHARGES FOR SERVICES		
1111 Engineer Fees	\$ -	\$ -
1112 Other -	\$ -	\$ -
Total Charges For Services	\$ -	\$ -
INTERGOVERNMENTAL REVENUES:		
2000 INTERGOVERNMENTAL REVENUES - LOCAL SOURCES:		
2111 Payments in Lieu of Tax Revenue	\$ -	\$ -
2112 Revaluation of Real Property Reimbursements	\$ -	\$ -
2113 Local Contributions	\$ -	\$ -
2114 Other -	\$ -	\$ -
Total - Local Sources	\$ -	\$ -
3000 INTERGOVERNMENTAL REVENUES - STATE SOURCES:		
3111 County Sales Tax - OTC	\$ -	\$ -
3112 Other - OTC	\$ -	\$ -
Sub-Total - OTC	\$ -	\$ -
3211 State Payments in Lieu of Tax Revenue	\$ -	\$ -
3212 Homestead Exemption Reimbursement	\$ -	\$ -
3213 Additional Homestead Exemption Reimbursement	\$ -	\$ -
3214 State Manufacturing exemption	\$ -	\$ 28,535.16
3215 Other - farm implement	\$ -	\$ 484.04
Total State Sources	\$ -	\$ 29,019.20
4000 INTERGOVERNMENTAL REVENUES - FEDERAL SOURCES:		
4111 Flood Control	\$ -	\$ -
4112 Federal Grants	\$ -	\$ -
4113 Federal Payments in Lieu of Tax Revenues	\$ -	\$ -
4114 Bureau of Land Management	\$ -	\$ -
4115 Other -	\$ -	\$ -
Total Federal Sources	\$ -	\$ -
Grand Total Intergovernmental Revenues	\$ -	\$ 29,019.20
5000 MISCELLANEOUS REVENUE:		
5111 Interest on Investments	\$ -	\$ -
5112 Rental or Lease of County Property	\$ -	\$ -
5113 Sale of County Property	\$ -	\$ -
5114 Insurance Recoveries	\$ -	\$ -
5115 Insurance Reimbursement	\$ -	\$ -
5116 Utility Reimbursements	\$ -	\$ -
5117 Other Reimbursements	\$ -	\$ -
5118 Resale Property Fund Distribution	\$ -	\$ -
5119 Vending Machine Commissions	\$ -	\$ -
5120 Other Concessions	\$ -	\$ -
5121 Other -	\$ -	\$ -
5122 Other -	\$ -	\$ -
5123 Other -	\$ -	\$ -
5124 Other -	\$ -	\$ -
Total Miscellaneous Revenue	\$ -	\$ -
6000 NON-REVENUE RECEIPTS:		
6111 Contributions from Other Funds	\$ -	\$ -
Grand Total Building Fund	\$ -	\$ 29,019.20

LIBRARY FUND ACCOUNTS COVERING THE PERIOD JULY 1, 2013, to JUNE 30, 2014
ESTIMATE OF NEEDS FOR 2014-2015

EXHIBIT "B"

3

Schedule 5, Expenditures Building Fund Cash Accounts of Current and All Prior Years	
CURRENT AND ALL PRIOR YEARS	2013-2014
Cash Balance Reported to Excise Board 6-30-2013	\$ -
Cash Fund Balance Transferred Out	\$ -
Cash Fund Balance Transferred In	\$ -
Adjusted Cash Balance	\$ -
Ad Valorem Tax Apportioned To Year In Caption	\$ 707,047.87
Miscellaneous Revenue (Schedule 4)	\$ 29,019.20
Cash Fund Balance Forward From Preceding Year	\$ 22,364.93
Prior Expenditures Recovered	\$ -
TOTAL RECEIPTS	\$ 758,432.00
TOTAL RECEIPTS AND BALANCE	\$ 758,432.00
Warrants of Year in Caption	\$ 748,306.03
Interest Paid Thereon	\$ -
TOTAL DISBURSEMENTS	\$ 748,306.03
CASH BALANCE JUNE 30, 2014	\$ 10,125.97
Reserve for Warrants Outstanding	\$ 8,549.15
Reserve for Interest on Warrants	\$ -
Reserves From Schedule 8	\$ -
TOTAL LIABILITES AND RESERVE	\$ 8,549.15
DEFICIT: (Red Figure)	\$ -
CASH BALANCE FORWARD TO SUCCEEDING YEAR	\$ 1,576.82

Schedule 6, General Fund Warrant Account of Current and All Prior Years	
CURRENT AND ALL PRIOR YEARS	TOTAL
Warrants Outstanding 6-30-2013 of Year in Caption	\$ -
Warrants Registered During Year	\$ 756,855.18
TOTAL	\$ 756,855.18
Warrants Paid During Year	\$ 748,306.03
Warrants Converted to Bonds or Judgements	\$ -
Warrants Cancelled	\$ -
Warrants Estopped by Statute	\$ -
TOTAL WARRANTS RETIRED	\$ 748,306.03
BALANCE WARRANTS OUTSTANDING JUNE 30, 2014	\$ 8,549.15

Schedule 7, 2014 Ad Valorem Tax Account				
2013 Net Valuation Certified To County Excise Board	\$ 406,677,038.00	2.060	Mills	Amount
Total Proceeds of Levy as Certified	\$ 837,754.70			
Additions:	\$ -			
Deductions:	\$ -			
Gross Balance Tax	\$ 837,754.70			
Less Reserve for Delinquent Tax	\$ 76,159.52			
Reserve for Protest Pending	\$ -			
Balance Available Tax	\$ 761,595.18			
Deduct 2013 Tax Apportioned	\$ 707,047.87			
Net Balance 2013 Tax in Process of Collection or Excess Collections	\$ 54,547.31			
	\$ -			

LIBRARY FUND ACCOUNTS COVERING THE PERIOD JULY 1, 2013, to JUNE 30, 2014
ESTIMATE OF NEEDS FOR 2014-2015

EXHIBIT "B"

4k

Schedule 8(k), Report Of Prior Year's Expenditures				
DEPARTMENTS OF GOVERNMENT APPROPRIATED ACCOUNTS	FISCAL YEAR ENDING JUNE 30, 2013			ORIGINAL APPROPRIATIONS
	RESERVES	WARRANTS	BALANCE	
	6-30-2013	SINCE ISSUED	LAPSED APPROPRIATIONS	
92 MULTI - COUNTY LIBRARY ACCOUNT				
92a Personal Services	\$ -	\$ -	\$ -	\$ -
92b Part Time Help	\$ -	\$ -	\$ -	\$ -
92c Travel	\$ -	\$ -	\$ -	\$ -
92d Maintenance and Operation	\$ -	\$ -	\$ -	\$ 752,036.32
92e Capital Outlay	\$ -	\$ -	\$ -	\$ -
92f Intergovernmental	\$ -	\$ -	\$ -	\$ -
92g Other -	\$ -	\$ -	\$ -	\$ -
92h Other -	\$ -	\$ -	\$ -	\$ -
92j Other -	\$ -	\$ -	\$ -	\$ -
92 Total	\$ -	\$ -	\$ -	\$ 752,036.32
93				
93a Personal Services	\$ -	\$ -	\$ -	\$ -
93b Part Time Help	\$ -	\$ -	\$ -	\$ -
93c Travel	\$ -	\$ -	\$ -	\$ -
93d Maintenance and Operation	\$ -	\$ -	\$ -	\$ -
93e Capital Outlay	\$ -	\$ -	\$ -	\$ -
93f Intergovernmental	\$ -	\$ -	\$ -	\$ -
93g Other -	\$ -	\$ -	\$ -	\$ -
93h Other -	\$ -	\$ -	\$ -	\$ -
93 Total	\$ -	\$ -	\$ -	\$ -
94				
94a Personal Services	\$ -	\$ -	\$ -	\$ -
94b Part Time Help	\$ -	\$ -	\$ -	\$ -
94c Travel	\$ -	\$ -	\$ -	\$ -
94d Maintenance and Operation	\$ -	\$ -	\$ -	\$ -
94e Capital Outlay	\$ -	\$ -	\$ -	\$ -
94f Intergovernmental	\$ -	\$ -	\$ -	\$ -
94g Other -	\$ -	\$ -	\$ -	\$ -
94h Other -	\$ -	\$ -	\$ -	\$ -
94 Total	\$ -	\$ -	\$ -	\$ -
98 OTHER USE:				
98a Other Deductions	\$ -	\$ -	\$ -	\$ -
98 Total	\$ -	\$ -	\$ -	\$ -
TOTAL BUILDING FUND ACCOUNT				
	\$ -	\$ -	\$ -	\$ 752,036.32
SUBJECT TO WARRANT ISSUE:				
99 Provision for Interest on Warrants	\$ -	\$ -	\$ -	\$ -
GRAND TOTAL BUILDING FUND	\$ -	\$ -	\$ -	\$ 752,036.32

ESTIMATE OF NEEDS FOR THE FISCAL YEAR
PURPOSE:
Current Expense
Pro rata share of County Assessor's Budget as determined by County Excise Board
GRAND TOTAL - BUILDING FUND

HIGHWAY FUND ACCOUNTS COVERING THE PERIOD JULY 1, 2013, to JUNE 30, 2014
ESTIMATE OF NEEDS FOR 2014-2015

EXHIBIT "D"

1

Schedule 1, Current Balance Sheet - June 30, 2014	
	Amount
ASSETS:	
Cash Balance June 30, 2014	\$ 6,544,322.00
Investments	\$ -
TOTAL ASSETS	\$ 6,544,322.00
LIABILITIES AND RESERVES:	
Warrants Outstanding	\$ 204,474.48
Reserve for Interest on Warrants	\$ -
Reserves From Schedule 8	\$ 434,868.69
TOTAL LIABILITIES AND RESERVES	\$ 639,343.17
CASH FUND BALANCE JUNE 30, 2014	\$ 5,904,978.83
TOTAL LIABILITIES, RESERVES AND CASH FUND BALANCE	\$ 6,544,322.00

Schedule 5, Expenditures Highway Fund Cash Accounts of Current and All Prior Years	
CURRENT AND ALL PRIOR YEARS	2013-2014
Cash Balance Reported to Excise Board 6-30-2013	\$ -
Cash Fund Balance Transferred Out	\$ -
Cash Fund Balance Transferred In	\$ -
Adjusted Cash Balance	\$ -
Miscellaneous Revenue (Schedule 4)	\$ 8,263,936.07
Cash Fund Balance Forward From Preceding Year	\$ 4,902,538.09
Prior Expenditures Recovered	\$ -
TOTAL RECEIPTS	\$ 13,166,474.16
TOTAL RECEIPTS AND BALANCE	\$ 13,166,474.16
Warrants of Year in Caption	\$ 6,622,152.16
Interest Paid Thereon	\$ -
TOTAL DISBURSEMENTS	\$ 6,622,152.16
CASH BALANCE JUNE 30, 2014	\$ 6,544,322.00
Reserve for Warrants Outstanding	\$ 204,474.48
Reserve for Interest on Warrants	\$ -
Reserves From Schedule 8	\$ 434,868.69
TOTAL LIABILITES AND RESERVE	\$ 639,343.17
DEFICIT: (Red Figure)	\$ -
CASH BALANCE FORWARD TO SUCCEEDING YEAR	\$ 5,904,978.83

Schedule 6, General Fund Warrant Account of Current and All Prior Years	
CURRENT AND ALL PRIOR YEARS	TOTAL
Warrants Outstanding 6-30-2013 of Year in Caption	\$ 74,996.29
Warrants Registered During Year	\$ 7,474,269.81
TOTAL	\$ 7,549,266.10
Warrants Paid During Year	\$ 7,344,691.62
Warrants Converted to Bonds or Judgements	\$ -
Warrants Cancelled	\$ -
Warrants Estopped by Statute	\$ 100.00
TOTAL WARRANTS RETIRED	\$ 7,344,791.62
BALANCE WARRANTS OUTSTANDING JUNE 30, 2014	\$ 204,474.48

HIGHWAY FUND ACCOUNTS COVERING THE PERIOD JULY 1, 2013, to JUNE 30, 2014
ESTIMATE OF NEEDS FOR 2014-2015

Schedule 2, Revenue and Requirements - 2014-2015		
	Detail	Total
REVENUE:		
Cash Balance June 30, 2013	\$ -	
Cash Fund Balance Transferred From Prior Years	\$ 4,902,538.09	
Miscellaneous Revenue Apportioned	\$ 8,263,936.07	
TOTAL REVENUE		\$ 13,166,474.16
REQUIREMENTS:		
Claims Paid by Warrants Issued & Transfer Fees Apportioned	\$ 6,826,626.64	
Reserves From Schedule 8	\$ 434,868.69	
Interest Paid on Warrants	\$ -	
Reserve for Interest on Warrants	\$ -	
TOTAL REQUIREMENTS		\$ 7,261,495.33
ADD: CASH FUND BALANCE AS PER BALANCE SHEET 6-30-2014		\$ 5,904,978.83
TOTAL REQUIREMENTS AND CASH FUND BALANCE		\$ 13,166,474.16

Schedule 5, (Continued)							
	2012-2013	2011-2012	2010-2011	2009-2010	2008-2009	2007-2008	TOTAL
\$ 5,625,077.55	\$ -	\$ -	\$ -	\$ -	\$ -	\$ -	\$ 5,625,077.55
\$ -	\$ -	\$ -	\$ -	\$ -	\$ -	\$ -	\$ -
\$ -	\$ -	\$ -	\$ -	\$ -	\$ -	\$ -	\$ -
\$ 5,625,077.55	\$ -	\$ -	\$ -	\$ -	\$ -	\$ -	\$ 5,625,077.55
\$ -	\$ -	\$ -	\$ -	\$ -	\$ -	\$ -	\$ 8,263,936.07
\$ -	\$ -	\$ -	\$ -	\$ -	\$ -	\$ -	\$ 4,902,538.09
\$ -	\$ -	\$ -	\$ -	\$ -	\$ -	\$ -	\$ -
\$ -	\$ -	\$ -	\$ -	\$ -	\$ -	\$ -	\$ 13,166,474.16
\$ 5,625,077.55	\$ -	\$ -	\$ -	\$ -	\$ -	\$ -	\$ 18,791,551.71
\$ 722,539.46	\$ -	\$ -	\$ -	\$ -	\$ -	\$ -	\$ 7,344,691.62
\$ -	\$ -	\$ -	\$ -	\$ -	\$ -	\$ -	\$ -
\$ 722,539.46	\$ -	\$ -	\$ -	\$ -	\$ -	\$ -	\$ 7,344,691.62
\$ 4,902,538.09	\$ -	\$ -	\$ -	\$ -	\$ -	\$ -	\$ 11,446,860.09
\$ -	\$ -	\$ -	\$ -	\$ -	\$ -	\$ -	\$ 204,474.48
\$ -	\$ -	\$ -	\$ -	\$ -	\$ -	\$ -	\$ -
\$ -	\$ -	\$ -	\$ -	\$ -	\$ -	\$ -	\$ 434,868.69
\$ -	\$ -	\$ -	\$ -	\$ -	\$ -	\$ -	\$ 639,343.17
\$ -	\$ -	\$ -	\$ -	\$ -	\$ -	\$ -	\$ -
\$ 4,902,538.09	\$ -	\$ -	\$ -	\$ -	\$ -	\$ -	\$ 10,807,516.92

Schedule 6, (Continued)							
	2013-2014	2012-2013	2011-2012	2010-2011	2009-2010	2008-2009	2007-2008
\$ -	\$ 74,996.29	\$ -	\$ -	\$ -	\$ -	\$ -	\$ -
\$ 6,826,626.64	\$ 647,643.17	\$ -	\$ -	\$ -	\$ -	\$ -	\$ -
\$ 6,826,626.64	\$ 722,639.46	\$ -	\$ -	\$ -	\$ -	\$ -	\$ -
\$ 6,622,152.16	\$ 722,539.46	\$ -	\$ -	\$ -	\$ -	\$ -	\$ -
\$ -	\$ -	\$ -	\$ -	\$ -	\$ -	\$ -	\$ -
\$ -	\$ -	\$ -	\$ -	\$ -	\$ -	\$ -	\$ -
\$ -	\$ 100.00	\$ -	\$ -	\$ -	\$ -	\$ -	\$ -
\$ 6,622,152.16	\$ 722,639.46	\$ -	\$ -	\$ -	\$ -	\$ -	\$ -
\$ 204,474.48	\$ -	\$ -	\$ -	\$ -	\$ -	\$ -	\$ -

HIGHWAY FUND ACCOUNTS COVERING THE PERIOD JULY 1, 2013, to JUNE 30, 2014
ESTIMATE OF NEEDS FOR 2014-2015

EXHIBIT "D"

2a

Schedule 4, Miscellaneous Revenue		
SOURCE	2013-2014 ACCOUNT	
	AMOUNT ESTIMATED	ACTUALLY COLLECTED
1000 CHARGES FOR SERVICES		
1116 County Engineer Fees	\$ -	\$ -
1118 Other -	\$ -	\$ -
1119 Other -	\$ -	\$ -
1120 Other -	\$ -	\$ -
Total Charges For Services	\$ -	\$ -
INTERGOVERNMENTAL REVENUES:		
2000 INTERGOVERNMENTAL REVENUES - LOCAL SOURCES:		
2118 O.S.U. Extension Reimbursement	\$ -	\$ -
2121 Highway Budget Account Miscellaneous	\$ -	\$ -
2122 Local Participation (Project)	\$ -	\$ -
2123 Other -	\$ -	\$ -
2124 Other -	\$ -	\$ -
Total - Local Sources	\$ -	\$ -
3000 INTERGOVERNMENTAL REVENUES - STATE SOURCES:		
3120 County Sales Tax - OTC	\$ -	\$ -
3121 OTC- (0912) Gross Production Tax For Roads - Unrestricted	\$ -	\$ 5,665,666.54
3122 OTC- (1212) Diesel Fuel T68 Sec 500.7 4B For Roads - Unrestricted	\$ -	\$ 448,621.19
3123 OTC- (2012) Diesel Fuel T68 Sec 500.7 4D For Roads - Unrestricted	\$ -	\$ -
3124 OTC- (1612) Diesel Fuel - Restricted Road Maintenance - Primary	\$ -	\$ -
3125 OTC- (1112) Diesel Fuel T68 Sec 500.7 4C For Roads - Restricted	\$ -	\$ -
3126 OTC- (1012) Diesel Fuel T68 Sec 500.7 4A For Roads - Unrestricted	\$ -	\$ -
3127 OTC- (0312) Gas Excise T68 Sec 500.6 4D For Roads - Unrestricted	\$ -	\$ 1,061,770.79
3128 OTC- (1412) Gas Excise T68 Sec 500.6 4B For Roads - Unrestricted	\$ -	\$ -
3129 OTC- (2112) Gas Excise T68 Sec 500.6 4E For Roads - Unrestricted	\$ -	\$ -
3130 OTC- (1712) Gas Excise - Restricted Road Maintenance - Primary	\$ -	\$ -
3131 OTC- (0212) Gas Excise T68 Sec 500.6 4C For Roads - Restricted	\$ -	\$ -
3132 OTC- (0112) Gas Excise T68 Sec 500.6 4A For Roads - Unrestricted	\$ -	\$ -
3133 OTC- (0612) Special Fuel Use Tax 1/2¢ For Roads - Unrestricted	\$ -	\$ 87.56
3134 OTC- (0712) Special Fuel .06¢ HB1061 For Roads -Unrestricted	\$ -	\$ -
3135 OTC- (0512) Special Fuel Tax 1¢ HB549 For Roads - Unrestricted	\$ -	\$ -
3136 OTC- (COR) Special Fuel 1/2¢ HB1450 For Roads - Unrestricted	\$ -	\$ -
3137 OTC- (1912) Special Fuel-Restricted Road Maintenance - Primary	\$ -	\$ -
3138 OTC- (0412) Special Fuel Use Tax .065¢ For Roads - Unrestricted	\$ -	\$ -
3139 OTC- (0812) Motor Vehicle Collections For Roads - Unrestricted	\$ -	\$ 942,793.35
3140 OTC- (1812) Motor Vehicle Collections / County Roads - Restricted	\$ -	\$ -
3141 OTC- (1312) Motor Vehicle Collections / Roads CRIF - Unrestricted	\$ -	\$ -
3142 OTC- () Other -	\$ -	\$ 822.46
3143 OTC- () Other -	\$ -	\$ 392.29
3143 OTC- () Other -	\$ -	\$ -
Sub-Total - OTC	\$ -	\$ 8,120,154.18
3219 State Grants	\$ -	\$ -
3221 Civil Defense Reimbursement	\$ -	\$ -
3222 Emergency Management Reimbursement	\$ -	\$ -
3224 Tick Et Total Miscellaneous Revenue	\$ -	\$ -
3226 State Participation (Project)	\$ -	\$ -
3227 Other -	\$ -	\$ -
3228 Other -	\$ -	\$ -
Total State Sources	\$ -	\$ 8,120,154.18

Continued on page 2b

Wednesday, September 24, 2014

HIGHWAY FUND ACCOUNTS COVERING THE PERIOD JULY 1, 2013, to JUNE 30, 2014
ESTIMATE OF NEEDS FOR 2014-2015

2013-2014 ACCOUNT OVER (UNDER)	BASIS AND LIMIT OF ENSUING ESTIMATE	2014-2015 ACCOUNT		
		CHARGEABLE INCOME	ESTIMATED BY GOVERNING BOARD	APPROVED BY EXCISE BOARD
\$ -	90.00%	\$ -	\$ -	\$ -
\$ -	90.00%	\$ -	\$ -	\$ -
\$ -	90.00%	\$ -	\$ -	\$ -
\$ -	90.00%	\$ -	\$ -	\$ -
\$ -		\$ -	\$ -	\$ -
\$ -				
\$ -	90.00%	\$ -	\$ -	\$ -
\$ -	90.00%	\$ -	\$ -	\$ -
\$ -	90.00%	\$ -	\$ -	\$ -
\$ -	90.00%	\$ -	\$ -	\$ -
\$ -	90.00%	\$ -	\$ -	\$ -
\$ -		\$ -	\$ -	\$ -
\$ -	90.00%	\$ -	\$ -	\$ -
\$ 5,665,666.54	0.00%	\$ -	\$ -	\$ -
\$ 448,621.19	0.00%	\$ -	\$ -	\$ -
\$ -	90.00%	\$ -	\$ -	\$ -
\$ -	90.00%	\$ -	\$ -	\$ -
\$ -	90.00%	\$ -	\$ -	\$ -
\$ -	90.00%	\$ -	\$ -	\$ -
\$ 1,061,770.79	0.00%	\$ -	\$ -	\$ -
\$ -	90.00%	\$ -	\$ -	\$ -
\$ -	90.00%	\$ -	\$ -	\$ -
\$ -	90.00%	\$ -	\$ -	\$ -
\$ -	90.00%	\$ -	\$ -	\$ -
\$ -	90.00%	\$ -	\$ -	\$ -
\$ -	90.00%	\$ -	\$ -	\$ -
\$ -	90.00%	\$ -	\$ -	\$ -
\$ -	90.00%	\$ -	\$ -	\$ -
\$ -	90.00%	\$ -	\$ -	\$ -
\$ -	90.00%	\$ -	\$ -	\$ -
\$ -	90.00%	\$ -	\$ -	\$ -
\$ -	90.00%	\$ -	\$ -	\$ -
\$ -	90.00%	\$ -	\$ -	\$ -
\$ -	90.00%	\$ -	\$ -	\$ -
\$ 87.56	0.00%	\$ -	\$ -	\$ -
\$ -	90.00%	\$ -	\$ -	\$ -
\$ -	90.00%	\$ -	\$ -	\$ -
\$ -	90.00%	\$ -	\$ -	\$ -
\$ -	90.00%	\$ -	\$ -	\$ -
\$ -	90.00%	\$ -	\$ -	\$ -
\$ -	90.00%	\$ -	\$ -	\$ -
\$ 942,793.35	0.00%	\$ -	\$ -	\$ -
\$ -	90.00%	\$ -	\$ -	\$ -
\$ -	90.00%	\$ -	\$ -	\$ -
\$ 822.46	0.00%	\$ -	\$ -	\$ -
\$ 392.29	0.00%	\$ -	\$ -	\$ -
\$ -	90.00%	\$ -	\$ -	\$ -
\$ 8,120,154.18		\$ -	\$ -	\$ -
\$ -	90.00%	\$ -	\$ -	\$ -
\$ -	90.00%	\$ -	\$ -	\$ -
\$ -	90.00%	\$ -	\$ -	\$ -
\$ -	90.00%	\$ -	\$ -	\$ -
\$ -	90.00%	\$ -	\$ -	\$ -
\$ -	90.00%	\$ -	\$ -	\$ -
\$ -	90.00%	\$ -	\$ -	\$ -
\$ -	90.00%	\$ -	\$ -	\$ -
\$ 8,120,154.18		\$ -	\$ -	\$ -

HIGHWAY FUND ACCOUNTS COVERING THE PERIOD JULY 1, 2013, to JUNE 30, 2014
ESTIMATE OF NEEDS FOR 2014-2015

EXHIBIT "D"

2b

Schedule 4, Miscellaneous Revenue		
SOURCE	2013-2014 ACCOUNT	
	AMOUNT	ACTUALLY
	ESTIMATED	COLLECTED
Continued from page 2a		
4000 INTERGOVERNMENTAL REVENUES - FEDERAL SOURCES:		
4112 Federal Grants	\$ -	\$ -
4113 J.T.P.A. Salary Reimbursement	\$ -	\$ -
4114 Federal Emergency Management Agency (FEMA)	\$ -	\$ -
4115 Federal Participation (Project)	\$ -	\$ -
4116 Other -	\$ -	\$ -
4117 Other -	\$ -	\$ -
Total Federal Sources	\$ -	\$ -
Grand Total Intergovernmental Revenues	\$ -	\$ 8,120,154.18
5000 MISCELLANEOUS REVENUE:		
5111 Interest on Investments	\$ -	\$ 4,432.24
5112 Rental or Lease of County Property	\$ -	\$ -
5113 Sale of County Property	\$ -	\$ 50,728.54
5114 Royalty	\$ -	\$ -
5116 Insurance Recoveries	\$ -	\$ -
5117 Insurance Reimbursement	\$ -	\$ -
5126 Vending Machine Commissions	\$ -	\$ -
5127 Other Concessions	\$ -	\$ -
5129 Refunds and Reimbursements	\$ -	\$ 28,501.81
5130 Other -	\$ -	\$ 60,119.30
5131 Other -	\$ -	\$ -
Total Miscellaneous Revenue	\$ -	\$ 143,781.89
6000 NON-REVENUE RECEIPTS:		
6111 Contributions from Other Funds	\$ -	\$ -
Grand Total Highway Fund	\$ -	\$ 8,263,936.07

Schedule 9, Highway Fund Investments						
INVESTED IN	Investments on Hand June 30, 2013	Since Purchased	LIQUIDATIONS		Barred by Court Order	Investments on Hand June 30, 2014
			By Collections of Cost	Amortized Premium		
	\$ -	\$ -	\$ -	\$ -	\$ -	\$ -
	\$ -	\$ -	\$ -	\$ -	\$ -	\$ -
	\$ -	\$ -	\$ -	\$ -	\$ -	\$ -
	\$ -	\$ -	\$ -	\$ -	\$ -	\$ -
	\$ -	\$ -	\$ -	\$ -	\$ -	\$ -
	\$ -	\$ -	\$ -	\$ -	\$ -	\$ -
	\$ -	\$ -	\$ -	\$ -	\$ -	\$ -
	\$ -	\$ -	\$ -	\$ -	\$ -	\$ -
	\$ -	\$ -	\$ -	\$ -	\$ -	\$ -
	\$ -	\$ -	\$ -	\$ -	\$ -	\$ -
TOTAL INVESTMENTS	\$ -	\$ -	\$ -	\$ -	\$ -	\$ -

HIGHWAY FUND ACCOUNTS COVERING THE PERIOD JULY 1, 2013, to JUNE 30, 2014
ESTIMATE OF NEEDS FOR 2014-2015

2013-2014 ACCOUNT OVER (UNDER)	BASIS AND LIMIT OF ENSUING ESTIMATE	2014-2015 ACCOUNT		
		CHARGEABLE	ESTIMATED BY	APPROVED BY
		INCOME	GOVERNING BOARD	EXCISE BOARD
\$ -	90.00%	\$ -	\$ -	\$ -
\$ -	90.00%	\$ -	\$ -	\$ -
\$ -	90.00%	\$ -	\$ -	\$ -
\$ -	90.00%	\$ -	\$ -	\$ -
\$ -	90.00%	\$ -	\$ -	\$ -
\$ -	90.00%	\$ -	\$ -	\$ -
\$ -		\$ -	\$ -	\$ -
\$ 8,120,154.18		\$ -	\$ -	\$ -
\$ 4,432.24	0.00%	\$ -	\$ -	\$ -
\$ -	90.00%	\$ -	\$ -	\$ -
\$ 50,728.54	0.00%	\$ -	\$ -	\$ -
\$ -	90.00%	\$ -	\$ -	\$ -
\$ -	90.00%	\$ -	\$ -	\$ -
\$ -	90.00%	\$ -	\$ -	\$ -
\$ -	90.00%	\$ -	\$ -	\$ -
\$ -	90.00%	\$ -	\$ -	\$ -
\$ 28,501.81	0.00%	\$ -	\$ -	\$ -
\$ 60,119.30	0.00%	\$ -	\$ -	\$ -
\$ -	90.00%	\$ -	\$ -	\$ -
\$ 143,781.89		\$ -	\$ -	\$ -
\$ -	90.00%	\$ -	\$ -	\$ -
\$ 8,263,936.07		\$ -	\$ -	\$ -

HIGHWAY FUND ACCOUNTS COVERING THE PERIOD JULY 1, 2013, to JUNE 30, 2014
ESTIMATE OF NEEDS FOR 2014-2015

EXHIBIT "D"

3b

Schedule 8(b), Report Of Prior Year's Expenditures				
DEPARTMENTS OF GOVERNMENT APPROPRIATED ACCOUNTS	FISCAL YEAR ENDING JUNE 30, 2013			ORIGINAL APPROPRIATIONS
	RESERVES	WARRANTS	BALANCE	
	6-30-2013	SINCE ISSUED	LAPSED APPROPRIATIONS	
92 UNRESTRICTED HIGHWAY BUDGET ACCOUNT:				
92a Commissioner PS	\$ 86.00	\$ 86.00	\$ -	\$ 43,783.74
92b Commissioner MO	\$ -	\$ -	\$ -	\$ 6,535.51
District 1 PS	\$ 1,600.23	\$ 1,600.23	\$ -	\$ 1,013,199.82
District 1 Travel	\$ -	\$ -	\$ -	\$ 761.77
District 1 MO	\$ 147,531.39	\$ 147,531.39	\$ -	\$ 2,603,909.48
District 1 CO	\$ -	\$ -	\$ -	\$ 881,022.79
District 2 PS	\$ 1,375.47	\$ 1,375.47	\$ -	\$ 732,565.53
District 2 Travel	\$ -	\$ -	\$ -	\$ 668.00
District 2 MO	\$ 93,361.40	\$ 93,361.40	\$ -	\$ 2,685,091.85
92 Total	\$ 243,954.49	\$ 243,954.49	\$ -	\$ 7,967,538.49
93 RESTRICTED HIGHWAY BUDGET ACCOUNT:				
District 2 CO	\$ -	\$ -	\$ -	\$ 655,222.90
District 3 PS	\$ 1,501.52	\$ 1,501.52	\$ -	\$ 871,693.08
District 3 Travel	\$ -	\$ -	\$ -	\$ 1,009.09
District 3 MO	\$ 67,837.52	\$ 67,837.52	\$ -	\$ 2,389,452.80
District 3 CO	\$ 479,311.00	\$ 334,349.64	\$ 144,961.36	\$ 467,702.13
93f Intergovernmental	\$ -	\$ -	\$ -	\$ -
93g Other -	\$ -	\$ -	\$ -	\$ -
93h Other -	\$ -	\$ -	\$ -	\$ -
93 Total	\$ 548,650.04	\$ 403,688.68	\$ 144,961.36	\$ 4,385,080.00
94 PRIMARY ROADS HIGHWAY BUDGET ACCOUNT:				
94a Personal Services	\$ -	\$ -	\$ -	\$ -
94b Part Time Help	\$ -	\$ -	\$ -	\$ -
94c Travel	\$ -	\$ -	\$ -	\$ -
94d Maintenance and Operation	\$ -	\$ -	\$ -	\$ -
94e Capital Outlay	\$ -	\$ -	\$ -	\$ -
94f Intergovernmental	\$ -	\$ -	\$ -	\$ -
94g Other -	\$ -	\$ -	\$ -	\$ -
94h Other -	\$ -	\$ -	\$ -	\$ -
94 Total	\$ -	\$ -	\$ -	\$ -
98 OTHER USE:				
98a Other Deductions	\$ -	\$ -	\$ -	\$ -
98 Total	\$ -	\$ -	\$ -	\$ -
TOTAL HIGHWAY FUND ACCOUNT				
	\$ 792,604.53	\$ 647,643.17	\$ 144,961.36	\$ 12,352,618.49
SUBJECT TO WARRANT ISSUE:				
99 Provision for Interest on Warrants	\$ -	\$ -	\$ -	\$ -
GRAND TOTAL HIGHWAY FUND	\$ 792,604.53	\$ 647,643.17	\$ 144,961.36	\$ 12,352,618.49

ESTIMATE OF NEEDS FOR THE FISCAL YEAR	
PURPOSE:	
Current Expense	
Highway Funds are appropriated monthly. Funds cannot be encumbered until appropriations are made.	
The "Governmental Budget Accounts" for Fiscal Year 2014-2015, are presented for financial forecasting purposes only!	
GRAND TOTAL - CO-OP FUND	

HEALTH FUND ACCOUNTS COVERING THE PERIOD JULY 1, 2013, to JUNE 30, 2014
ESTIMATE OF NEEDS FOR 2014-2015

EXHIBIT "E"

PAGE 1

Schedule 1, Current Balance Sheet - June 30, 2014		Amount
ASSETS:		
Cash Balance June 30, 2013		\$ 457,919.61
Investments		\$ -
TOTAL ASSETS		\$ 457,919.61
LIABILITIES AND RESERVES:		
Warrants Outstanding		\$ 2,425.16
Reserve for Interest on Warrants		\$ -
Reserves From Schedule 8		\$ 102,874.85
TOTAL LIABILITIES AND RESERVES		\$ 105,300.01
CASH FUND BALANCE JUNE 30, 2014		\$ 352,619.60
TOTAL LIABILITIES, RESERVES AND CASH FUND BALANCE		\$ 457,919.61

Schedule 2, Revenue and Requirements - 2014-2015		
	Detail	Total
REVENUE:		
Cash Balance June 30, 2013	\$ -	
Cash Fund Balance Transferred From Prior Years	\$ 444,289.76	
Current Ad Valorem Tax Apportioned	\$ 707,047.87	
Miscellaneous Revenue Apportioned	\$ 228,440.02	
TOTAL REVENUE		\$ 1,379,777.65
REQUIREMENTS:		
Claims Paid by Warrants Issued	\$ 924,283.20	
Reserves From Schedule 8	\$ 102,874.85	
Interest Paid on Warrants	\$ -	
Reserve for Interest on Warrants	\$ -	
TOTAL REQUIREMENTS		\$ 1,027,158.05
ADD: CASH FUND BALANCE AS PER BALANCE SHEET 6-30-2014		\$ 352,619.60
TOTAL REQUIREMENTS AND CASH FUND BALANCE		\$ 1,379,777.65

Schedule 3, Cash Fund Balance Analysis - June 30, 2014		Amount
ADDITIONS:		
Miscellaneous Revenue Collected in Excess of Estimates-Net		\$ 119,475.69
Warrants Estopped, Cancelled or Converted		\$ 490.00
Fiscal Year 2013-2014 Lapsed Appropriations		\$ 372,248.01
Fiscal Year 2012-2013 Lapsed Appropriations		\$ 37,561.09
Ad Valorem Tax Collections in Excess of Estimate		\$ -
Prior Years Ad Valorem Tax		\$ 15,969.25
TOTAL ADDITIONS		\$ 545,744.04
DEDUCTIONS:		
Supplemental Appropriations		\$ 138,577.13
Current Tax in Process of Collection		\$ 54,547.31
TOTAL DEDUCTIONS		\$ 193,124.44
Cash Fund Balance as per Balance Sheet 6-30-2014		\$ 352,619.60
Composition of Cash Fund Balance:		
Cash		\$ 352,619.60
Cash Fund Balance as per Balance Sheet 6-30-2014		\$ 352,619.60

HEALTH FUND ACCOUNTS COVERING THE PERIOD JULY 1, 2013, to JUNE 30, 2014
ESTIMATE OF NEEDS FOR 2014-2015

EXHIBIT "E"

2a

Schedule 4, Miscellaneous Revenue		
SOURCE	2013-2014 ACCOUNT	
	AMOUNT	ACTUALLY
	ESTIMATED	COLLECTED
1000 CHARGES FOR SERVICES		
1111 Clinical Services	\$ -	\$ -
1112 Laboratory Services	\$ -	\$ -
1113 Immunizations	\$ -	\$ -
1114 Dental Service Fees	\$ -	\$ -
1115 Child Guidance Services	\$ -	\$ -
1116 Early Test-Early Care	\$ -	\$ -
1117 Food Service Test and Certification	\$ -	\$ -
1118 Pool/Spa Certification	\$ -	\$ -
1119 Sewage and Perk Test	\$ -	\$ -
1120 Public Bathing Licenses	\$ -	\$ -
1121 Other Licenses	\$ -	\$ -
1122 Miscellaneous Health Fees	\$ 108,964.33	\$ 83,868.70
1123 Other -	\$ -	\$ -
1124 Other -	\$ -	\$ -
1125 Other -	\$ -	\$ -
Total Charges For Services	\$ 108,964.33	\$ 83,868.70
INTERGOVERNMENTAL REVENUE		
2000 INTERGOVERNMENTAL REVENUE - LOCAL SOURCES:		
2111 Mobile Home Tax	\$ -	\$ -
2112 Housing Authority Payments in Lieu of Tax Revenue	\$ -	\$ -
2113 Revaluation of Real Property Reimbursements	\$ -	\$ -
2114 Manufacturing Exempt Reimbursement	\$ -	\$ 28,535.16
2115 Public Health Contributions	\$ -	\$ -
2116 Perinatal Health Program	\$ -	\$ -
2117 Community Care - HMO	\$ -	\$ -
2118 Other -	\$ -	\$ 484.04
2124 Other -	\$ -	\$ -
Total - Local Sources	\$ -	\$ 29,019.20
3000 INTERGOVERNMENTAL REVENUES - STATE SOURCES:		
3211 State Land Payments	\$ -	\$ -
3212 State Payments in Lieu of Tax Revenue	\$ -	\$ -
3213 Homestead Exemption Reimbursement	\$ -	\$ -
3214 Additional Homestead Exemption Reimbursement	\$ -	\$ -
3215 State Grants	\$ -	\$ 86,265.23
3216 Oklahoma Dept. of Environmental Quality	\$ -	\$ -
3217 STD Program (State)	\$ -	\$ -
3218 Water Resources Board	\$ -	\$ -
3219 Oklahoma Conservation Commission	\$ -	\$ -
3220 Welfare Agency Sub-Total - OTC	\$ -	\$ -
3221 Early Intervention (State)	\$ -	\$ -
3222 Eldercare	\$ -	\$ -
3223 Child Abuse Prevention	\$ -	\$ -
3224 Adolescent Health - State	\$ -	\$ -
3225 TB - State	\$ -	\$ -
3226 Other State Reimbursements	\$ -	\$ -
3227 Other -	\$ -	\$ -
3228 Other -	\$ -	\$ -
Total - State Sources	\$ -	\$ 86,265.23

Continued on page 2b

#####

HEALTH FUND ACCOUNTS COVERING THE PERIOD JULY 1, 2013, to JUNE 30, 2014
ESTIMATE OF NEEDS FOR 2014-2015

2013-2014 ACCOUNT OVER (UNDER)	BASIS AND LIMIT OF ENSUING ESTIMATE	2014-2015 ACCOUNT		
		CHARGEABLE INCOME	ESTIMATED BY GOVERNING BOARD	APPROVED BY EXCISE BOARD
\$ -	90.00%	\$ -	\$ -	\$ -
\$ -	90.00%	\$ -	\$ -	\$ -
\$ -	90.00%	\$ -	\$ -	\$ -
\$ -	90.00%	\$ -	\$ -	\$ -
\$ -	90.00%	\$ -	\$ -	\$ -
\$ -	90.00%	\$ -	\$ -	\$ -
\$ -	90.00%	\$ -	\$ -	\$ -
\$ -	90.00%	\$ -	\$ -	\$ -
\$ -	90.00%	\$ -	\$ -	\$ -
\$ -	90.00%	\$ -	\$ -	\$ -
\$ -	90.00%	\$ -	\$ -	\$ -
\$ (25,095.63)	90.00%	\$ -	\$ 75,481.83	\$ 75,481.83
\$ -	90.00%	\$ -	\$ -	\$ -
\$ -	90.00%	\$ -	\$ -	\$ -
\$ -	90.00%	\$ -	\$ -	\$ -
\$ (25,095.63)		\$ -	\$ 75,481.83	\$ 75,481.83
\$ -	90.00%	\$ -	\$ -	\$ -
\$ -	90.00%	\$ -	\$ -	\$ -
\$ -	90.00%	\$ -	\$ -	\$ -
\$ 28,535.16	0.00%	\$ -	\$ -	\$ -
\$ -	90.00%	\$ -	\$ -	\$ -
\$ -	90.00%	\$ -	\$ -	\$ -
\$ -	90.00%	\$ -	\$ -	\$ -
\$ 484.04	0.00%	\$ -	\$ -	\$ -
\$ -	90.00%	\$ -	\$ -	\$ -
\$ 3,923.57		\$ -	\$ -	\$ -
\$ -	90.00%	\$ -	\$ -	\$ -
\$ -	90.00%	\$ -	\$ -	\$ -
\$ -	90.00%	\$ -	\$ -	\$ -
\$ -	90.00%	\$ -	\$ -	\$ -
\$ 86,265.23	0.00%	\$ -	\$ -	\$ -
\$ -	90.00%	\$ -	\$ -	\$ -
\$ -	90.00%	\$ -	\$ -	\$ -
\$ -	90.00%	\$ -	\$ -	\$ -
\$ -	90.00%	\$ -	\$ -	\$ -
\$ -	90.00%	\$ -	\$ -	\$ -
\$ -	90.00%	\$ -	\$ -	\$ -
\$ -	90.00%	\$ -	\$ -	\$ -
\$ -	90.00%	\$ -	\$ -	\$ -
\$ -	90.00%	\$ -	\$ -	\$ -
\$ -	90.00%	\$ -	\$ -	\$ -
\$ -	90.00%	\$ -	\$ -	\$ -
\$ -	90.00%	\$ -	\$ -	\$ -
\$ -	90.00%	\$ -	\$ -	\$ -
\$ 86,265.23		\$ -	\$ -	\$ -

EXHIBIT "E"

2b

Schedule 4, Miscellaneous Revenue		
SOURCE	2013-2014 ACCOUNT	
	AMOUNT	ACTUALLY
	ESTIMATED	COLLECTED
Continued from page 2a		
4000 INTERGOVERNMENTAL REVENUES - FEDERAL SOURCES:		
4111 Federal Grants	\$ -	\$ -
4112 Federal Payments in Lieu of Tax Revenues	\$ -	\$ -
4113 Bureau of Land Management	\$ -	\$ -
4114 Adolescent Health - Federal	\$ -	\$ -
4115 Women Infants and Children	\$ -	\$ -
4116 Maternity Care (Medicaid)	\$ -	\$ -
4117 EPSDT (Medicaid)	\$ -	\$ -
4118 Family Planning (Medicaid)	\$ -	\$ -
4119 Early Intervention (Federal)	\$ -	\$ -
4120 Oklahoma Dept. of Environmental Quality (Federal)	\$ -	\$ -
4121 STD Program (Federal)	\$ -	\$ -
4122 Ryan-White Program	\$ -	\$ -
4123 Immunization Action Plan	\$ -	\$ -
4124 Direct Observed Therapy	\$ -	\$ -
4125 Summer Food Service	\$ -	\$ -
4126 Other -	\$ -	\$ -
4127 Other -	\$ -	\$ -
4128 Other -	\$ -	\$ -
Total Federal Sources	\$ -	\$ -
Grand Total Intergovernmental Revenues	\$ 108,964.33	\$ 115,284.43
5000 MISCELLANEOUS REVENUE:		
5111 Interest on Investments	\$ -	\$ 467.63
5112 Insurance Recoveries	\$ -	\$ -
5113 Insurance Reimbursements	\$ -	\$ -
5114 Copies	\$ -	\$ -
5115 Return Check Charges	\$ -	\$ -
5116 Utility Reimbursements	\$ -	\$ -
5117 Other Refunds and Reimbursements	\$ -	\$ -
5118 Resale Property Fund Distribution	\$ -	\$ -
5119 Sale of Property	\$ -	\$ 173.50
5120 Sale of Equipment	\$ -	\$ -
5121 Vending Machine Commissions	\$ -	\$ -
5122 Other Concessions	\$ -	\$ -
5123 Public Records Fee	\$ -	\$ -
5124 Record Search Fee	\$ -	\$ -
5125 Car Seat Sales	\$ -	\$ -
5126 Health Fairs	\$ -	\$ -
5127 Salvage Sales	\$ -	\$ -
5128 Project Women	\$ -	\$ -
5129 Community Care - HMO	\$ -	\$ -
5130 Other - Refunds and reimbursement	\$ -	\$ 28,645.76
5131 Other -	\$ -	\$ -
5132 Other -	\$ -	\$ -
Total Miscellaneous Revenue	\$ -	\$ 29,286.89
6000 NON-REVENUE RECEIPTS:		
6111 Contributions from Other Funds	\$ -	\$ -
Grand Total Health Fund	\$ 108,964.33	\$ 228,440.02

HEALTH FUND ACCOUNTS COVERING THE PERIOD JULY 1, 2013, to JUNE 30, 2014
ESTIMATE OF NEEDS FOR 2014-2015

EXHIBIT "E"

3

Schedule 5, Expenditures Health Fund Cash Accounts of Current and All Prior Years	
CURRENT AND ALL PRIOR YEARS	2013-2014
Cash Balance Reported to Excise Board 6-30-2013	\$ -
Cash Fund Balance Transferred Out	\$ -
Cash Fund Balance Transferred In	\$ -
Adjusted Cash Balance	\$ -
Ad Valorem Tax Apportioned To Year In Caption	\$ 707,047.87
Miscellaneous Revenue (Schedule 4)	\$ 228,440.02
Cash Fund Balance Forward From Preceding Year	\$ 444,289.76
Prior Expenditures Recovered	\$ -
TOTAL RECEIPTS	\$ 1,379,777.65
TOTAL RECEIPTS AND BALANCE	\$ 1,379,777.65
Warrants of Year in Caption	\$ 921,858.04
Interest Paid Thereon	\$ -
TOTAL DISBURSEMENTS	\$ 921,858.04
CASH BALANCE JUNE 30, 2014	\$ 457,919.61
Reserve for Warrants Outstanding	\$ 2,425.16
Reserve for Interest on Warrants	\$ -
Reserves From Schedule 8	\$ 102,874.85
TOTAL LIABILITES AND RESERVE	\$ 105,300.01
DEFICIT: (Red Figure)	\$ -
CASH BALANCE FORWARD TO SUCCEEDING YEAR	\$ 352,619.60

Schedule 6, Health Fund Warrant Account of Current and All Prior Years	
CURRENT AND ALL PRIOR YEARS	TOTAL
Warrants Outstanding 6-30-2013 of Year in Caption	\$ 16,740.89
Warrants Registered During Year	\$ 1,217,018.25
TOTAL	\$ 1,233,759.14
Warrants Paid During Year	\$ 1,230,843.98
Warrants Converted to Bonds or Judgements	\$ -
Warrants Cancelled	\$ -
Warrants Estopped by Statute	\$ 490.00
TOTAL WARRANTS RETIRED	\$ 1,231,333.98
BALANCE WARRANTS OUTSTANDING JUNE 30, 2014	\$ 2,425.16

Schedule 7, 2013 Ad Valorem Tax Account			
2013 Net Valuation Certified To County Excise Board	\$	406,677,038.00	2.060 Mills
			Amount
Total Proceeds of Levy as Certified	\$	837,754.70	
Additions:	\$	-	
Deductions:	\$	-	
Gross Balance Tax	\$	837,754.70	
Less Reserve for Delinquent Tax	\$	76,159.52	
Reserve for Protest Pending	\$	-	
Balance Available Tax	\$	761,595.18	
Deduct 2013 Tax Apportioned	\$	707,047.87	
Net Balance 2013 Tax in Process of Collection or	\$	54,547.31	
Excess Collections	\$	-	

HEALTH FUND ACCOUNTS COVERING THE PERIOD JULY 1, 2013, to JUNE 30, 2014
ESTIMATE OF NEEDS FOR 2014-2015

EXHIBIT "E"

Schedule 8(a), Report Of Prior Year's Expenditures				
DEPARTMENTS OF GOVERNMENT APPROPRIATED ACCOUNTS	FISCAL YEAR ENDING JUNE 30, 2013			ORIGINAL APPROPRIATIONS
	RESERVES	WARRANTS	BALANCE	
	6-30-2013	SINCE ISSUED	LAPSED APPROPRIATIONS	
92 COUNTY HEALTH BUDGET ACCOUNT:				
92a Personal Services	\$ 270,131.90	\$ 266,221.90	\$ 3,910.00	\$ 950,000.00
92b Part Time Help	\$ -	\$ -	\$ -	\$ -
92c Travel	\$ 4,481.98	\$ 4,381.98	\$ 100.00	\$ 24,000.00
92d Maintenance and Operation	\$ 55,682.26	\$ 22,131.17	\$ 33,551.09	\$ 180,000.00
92e Capital Outlay	\$ -	\$ -	\$ -	\$ 106,828.93
92f Intergovernmental	\$ -	\$ -	\$ -	\$ -
92g Other -	\$ -	\$ -	\$ -	\$ -
92h Other -	\$ -	\$ -	\$ -	\$ -
92j Other -	\$ -	\$ -	\$ -	\$ -
92 Total	\$ 330,296.14	\$ 292,735.05	\$ 37,561.09	\$ 1,260,828.93
93				
93a Personal Services	\$ -	\$ -	\$ -	\$ -
93b Part Time Help	\$ -	\$ -	\$ -	\$ -
93c Travel	\$ -	\$ -	\$ -	\$ -
93d Maintenance and Operation	\$ -	\$ -	\$ -	\$ -
93e Capital Outlay	\$ -	\$ -	\$ -	\$ -
93f Intergovernmental	\$ -	\$ -	\$ -	\$ -
93g Other -	\$ -	\$ -	\$ -	\$ -
93h Other -	\$ -	\$ -	\$ -	\$ -
93 Total	\$ -	\$ -	\$ -	\$ -
94				
94a Personal Services	\$ -	\$ -	\$ -	\$ -
94b Part Time Help	\$ -	\$ -	\$ -	\$ -
94c Travel	\$ -	\$ -	\$ -	\$ -
94d Maintenance and Operation	\$ -	\$ -	\$ -	\$ -
94e Capital Outlay	\$ -	\$ -	\$ -	\$ -
94f Intergovernmental	\$ -	\$ -	\$ -	\$ -
94g Other -	\$ -	\$ -	\$ -	\$ -
94h Other -	\$ -	\$ -	\$ -	\$ -
94 Total	\$ -	\$ -	\$ -	\$ -
98 OTHER USES:				
98a Other Deductions	\$ -	\$ -	\$ -	\$ -
98 Total	\$ -	\$ -	\$ -	\$ -
TOTAL GENERAL FUND ACCOUNT	\$ 330,296.14	\$ 292,735.05	\$ 37,561.09	\$ 1,260,828.93
SUBJECT TO WARRANT ISSUE:				
99 Provision for Interest on Warrants	\$ -	\$ -	\$ -	\$ -
GRAND TOTAL GENERAL FUND	\$ 330,296.14	\$ 292,735.05	\$ 37,561.09	\$ 1,260,828.93

Wednesday, September 24, 2014

ESTIMATE OF NEEDS FOR THE FISCAL YEAR
PURPOSE:
Current Expense
Pro rata share of County Assessor's Budget as determined by County Excise Board
GRAND TOTAL - General Fund

Schedule 1, Current Balance Sheet - June 30, 2014		Amount
ASSETS:		
Cash Balance June 30, 2014	\$	591.65
Investments	\$	-
TOTAL ASSETS	\$	591.65
LIABILITIES AND RESERVES:		
Warrants Outstanding	\$	-
Reserve for Interest on Warrants	\$	-
Reserves From Schedule 8	\$	-
TOTAL LIABILITIES AND RESERVES	\$	-
CASH FUND BALANCE JUNE 30, 2014	\$	591.65
TOTAL LIABILITIES, RESERVES AND CASH FUND BALANCE	\$	591.65

Schedule 2, Revenue and Requirements - 2014-2015		
	Detail	Total
REVENUE:		
Cash Balance June 30, 2013	\$ -	
Cash Fund Balance Transferred From Prior Years	\$ 7,089.79	
Current Ad Valorem Tax Apportioned	\$ 190,023.38	
Miscellaneous Revenue Apportioned	\$ -	
TOTAL REVENUE		\$ 197,113.17
REQUIREMENTS:		
Claims Paid by Warrants Issued	\$ 196,521.52	
Reserves From Schedule 8	\$ -	
Interest Paid on Warrants	\$ -	
Reserve for Interest on Warrants	\$ -	
TOTAL REQUIREMENTS		\$ 196,521.52
ADD: CASH FUND BALANCE AS PER BALANCE SHEET 6-30-2014		\$ 591.65
TOTAL REQUIREMENTS AND CASH FUND BALANCE		\$ 197,113.17

Schedule 3, Cash Fund Balance Analysis - June 30, 2014		Amount
ADDITIONS:		
Miscellaneous Revenue Collected in Excess of Estimates-Net	\$	-
Warrants Estopped, Cancelled or Converted	\$	-
Fiscal Year 2013-2014 Lapsed Appropriations	\$	-
Fiscal Year 2012-2013 Lapsed Appropriations	\$	-
Ad Valorem Tax Collections in Excess of Estimate	\$	5,170.18
Prior Years Ad Valorem Tax	\$	6,319.87
TOTAL ADDITIONS	\$	11,490.05
DEDUCTIONS:		
Supplemental Appropriations	\$	-
Current Tax in Process of Collection	\$	-
TOTAL DEDUCTIONS	\$	-
Cash Fund Balance as per Balance Sheet 6-30-2014	\$	591.65
Composition of Cash Fund Balance:		
Cash	\$	591.65
Cash Fund Balance as per Balance Sheet 6-30-2014	\$	591.65

ESTIMATE OF NEEDS FOR 2014-2015

EXHIBIT "F"

2

Schedule 4, Miscellaneous Revenue		
SOURCE	2013-2014 ACCOUNT	
	AMOUNT	ACTUALLY
	ESTIMATED	COLLECTED
1000 CHARGES FOR SERVICES		
1111 Service Fees	\$ -	\$ -
1112 Service Fees	\$ -	\$ -
1113 Training Fees	\$ -	\$ -
1114 Other -	\$ -	\$ -
Total Charges For Services	\$ -	\$ -
INTERGOVERNMENTAL REVENUES		
2000 INTERGOVERNMENTAL REVENUES - LOCAL SOURCES:		
2111 Local Contributions	\$ -	\$ -
2112 Local Governmental Reimbursements	\$ -	\$ -
2113 Local Payments in Lieu of Tax Revenue	\$ -	\$ -
2114 Other -	\$ -	\$ -
Total - Local Sources	\$ -	\$ -
3000 INTERGOVERNMENTAL REVENUES - STATE SOURCES:		
3111 County Sales Tax - OTC	\$ -	\$ -
3112 Other - OTC	\$ -	\$ -
Sub-Total - OTC	\$ -	\$ -
3211 State Grants	\$ -	\$ -
3212 State Payments in Lieu of Tax Revenue	\$ -	\$ -
3213 Homestead Exemption Reimbursement	\$ -	\$ -
3214 Additional Homestead Exemption Reimbursement	\$ -	\$ -
3215 Other -	\$ -	\$ -
3216 Other -	\$ -	\$ -
Total State Sources	\$ -	\$ -
4000 INTERGOVERNMENTAL REVENUES FEDERAL SOURCES:		
4111 Federal Grants	\$ -	\$ -
4112 Reimbursement - Federal	\$ -	\$ -
4113 Federal Payments in Lieu of Tax Revenues	\$ -	\$ -
4114 Other -	\$ -	\$ -
Total Federal Sources	\$ -	\$ -
Grand Total Intergovernmental Revenues	\$ -	\$ -
5000 MISCELLANEOUS REVENUE:		
5111 Interest on Investments	\$ -	\$ -
5112 Rental or Lease of Property	\$ -	\$ -
5113 Sale of Property	\$ -	\$ -
5114 Subscription Sales (Memberships)	\$ -	\$ -
5115 Insurance Recoveries	\$ -	\$ -
5116 Insurance Reimbursements	\$ -	\$ -
5117 Return Check Charges	\$ -	\$ -
5118 Utility Reimbursements	\$ -	\$ -
5119 Vending Machine Commissions	\$ -	\$ -
5120 Other Concessions	\$ -	\$ -
5121 Other -	\$ -	\$ -
5122 Other -	\$ -	\$ -
Total Miscellaneous Revenue	\$ -	\$ -
6000 NON-REVENUE RECEIPTS:		
6111 Contributions from Other Funds	\$ -	\$ -
Grand Total Emergency Medical Service Fund	\$ -	\$ -

EMERGENCY MEDICAL SERVICE FUND ACCOUNTS COVERING THE PERIOD JULY 1, 2013, to JUNE 30, 2014
ESTIMATE OF NEEDS FOR 2014-2015

EXHIBIT "F"

3

Schedule 5, Expenditures Emergency Medical Service Fund Cash Accounts of Current and All Prior Years	
CURRENT AND ALL PRIOR YEARS	2013-2014
Cash Balance Reported to Excise Board 6-30-2013	\$ -
Cash Fund Balance Transferred Out	\$ -
Cash Fund Balance Transferred In	\$ -
Adjusted Cash Balance	\$ -
Ad Valorem Tax Apportioned To Year In Caption	\$ 190,023.38
Miscellaneous Revenue (Schedule 4)	\$ -
Cash Fund Balance Forward From Preceding Year	\$ 7,089.79
Prior Expenditures Recovered	\$ -
TOTAL RECEIPTS	\$ 197,113.17
TOTAL RECEIPTS AND BALANCE	\$ 197,113.17
Warrants of Year in Caption	\$ 196,521.52
Interest Paid Thereon	\$ -
TOTAL DISBURSEMENTS	\$ 196,521.52
CASH BALANCE JUNE 30, 2014	\$ 591.65
Reserve for Warrants Outstanding	\$ -
Reserve for Interest on Warrants	\$ -
Reserves From Schedule 8	\$ -
TOTAL LIABILITES AND RESERVE	\$ -
DEFICIT: (Red Figure)	\$ -
CASH BALANCE FORWARD TO SUCCEEDING YEAR	\$ 591.65

Schedule 6, General Fund Warrant Account of Current and All Prior Years	
CURRENT AND ALL PRIOR YEARS	TOTAL
Warrants Outstanding 6-30-2013 of Year in Caption	\$ -
Warrants Registered During Year	\$ 196,521.52
TOTAL	\$ 196,521.52
Warrants Paid During Year	\$ 196,521.52
Warrants Converted to Bonds or Judgements	\$ -
Warrants Cancelled	\$ -
Warrants Estopped by Statute	\$ -
TOTAL WARRANTS RETIRED	\$ 196,521.52
BALANCE WARRANTS OUTSTANDING JUNE 30, 2014	\$ -

Schedule 7, 2013 Ad Valorem Tax Account			
2013 Net Valuation Certified To County Excise Board	\$ 406,677,038.00	0.500 Mills	Amount
Total Proceeds of Levy as Certified			\$ 203,338.52
Additions:			\$ -
Deductions:			\$ -
Gross Balance Tax			\$ 203,338.52
Less Reserve for Delinquent Tax			\$ 18,485.32
Reserve for Protest Pending			\$ -
Balance Available Tax			\$ 184,853.20
Deduct 2013 Tax Apportioned			\$ 190,023.38
Net Balance 2013 Tax in Process of Collection or			\$ -
Excess Collections			\$ 5,170.18

ESTIMATE OF NEEDS FOR 2014-2015

EXHIBIT "F"

4

Schedule 8(a), Report Of Prior Year's Expenditures				
DEPARTMENTS OF GOVERNMENT APPROPRIATED ACCOUNTS	FISCAL YEAR ENDING JUNE 30, 2013			ORIGINAL APPROPRIATIONS
	RESERVES 6-30-2013	WARRANTS SINCE ISSUED	BALANCE LAPSED APPROPRIATIONS	
92 EMERGENCY MEDICAL SERVICE BUDGET ACCOUNT:				
92a Personal Services	\$ -	\$ -	\$ -	\$ -
92b Part Time Help	\$ -	\$ -	\$ -	\$ -
92c Travel	\$ -	\$ -	\$ -	\$ -
92d Maintenance and Operation	\$ -	\$ -	\$ -	\$ 197,113.17
92e Capital Outlay	\$ -	\$ -	\$ -	\$ -
92f Intergovernmental	\$ -	\$ -	\$ -	\$ -
92g Other -	\$ -	\$ -	\$ -	\$ -
92 Total	\$ -	\$ -	\$ -	\$ 197,113.17
93				
93a Personal Services	\$ -	\$ -	\$ -	\$ -
93b Part Time Help	\$ -	\$ -	\$ -	\$ -
93c Travel	\$ -	\$ -	\$ -	\$ -
93d Maintenance and Operation	\$ -	\$ -	\$ -	\$ -
94e Capital Outlay	\$ -	\$ -	\$ -	\$ -
93f Intergovernmental	\$ -	\$ -	\$ -	\$ -
93g Other -	\$ -	\$ -	\$ -	\$ -
93 Total	\$ -	\$ -	\$ -	\$ -
94				
94a Personal Services	\$ -	\$ -	\$ -	\$ -
94b Part Time Help	\$ -	\$ -	\$ -	\$ -
94c Travel	\$ -	\$ -	\$ -	\$ -
94d Maintenance and Operation	\$ -	\$ -	\$ -	\$ -
94e Capital Outlay	\$ -	\$ -	\$ -	\$ -
94f Intergovernmental	\$ -	\$ -	\$ -	\$ -
94g Other -	\$ -	\$ -	\$ -	\$ -
94 Total	\$ -	\$ -	\$ -	\$ -
95 EMERGENCY MEDICAL SERVICE AUDIT BUDGET ACCOUNT				
95a Salaries and Expense of Audit and Report	\$ -	\$ -	\$ -	\$ -
95b Intergovernmental	\$ -	\$ -	\$ -	\$ -
95 Total	\$ -	\$ -	\$ -	\$ -
98 OTHER USE:				
98a Other Deductions	\$ -	\$ -	\$ -	\$ -
98 Total	\$ -	\$ -	\$ -	\$ -
TOTAL GENERAL FUND ACCOUNT				
	\$ -	\$ -	\$ -	\$ 197,113.17
SUBJECT TO WARRANT ISSUE:				
99 Provision for Interest on Warrants	\$ -	\$ -	\$ -	\$ -
GRAND TOTAL GENERAL FUND	\$ -	\$ -	\$ -	\$ 197,113.17

ESTIMATE OF NEEDS FOR THE FISCAL YEAR	
PURPOSE:	
Current Expense	
Pro rata share of County Assessor's Budget as determined by County Excise Board	
GRAND TOTAL - General Fund	

SPECIAL REVENUE FUND ACCOUNTS COVERING THE PERIOD JULY 1, 2013, to JUNE 30, 2014
ESTIMATE OF NEEDS FOR 2014-2015

EXHIBIT "I"

Page 1

Special Revenue Fund Accounts:	Enhanced 911 Fund	Health Sp Evt Fund	Sales Tax Revl Fund
Schedule 1, Detail of Bond and Coupon Indebtedness as of June 30, 2014	2013-2014	2013-2014	2013-2014
CURRENT YEAR	Amount	Amount	Amount
ASSETS:			
Cash Balance June 30, 2014	\$ 217,907.48	\$ 3,041.19	\$ 8,145,422.08
Investments	\$ -	\$ -	\$ -
TOTAL ASSETS	\$ 217,907.48	\$ 3,041.19	\$ 8,145,422.08
LIABILITIES AND RESERVES:			
Warrants Outstanding	\$ 7,047.66	\$ -	\$ 16,173.99
Reserve for Interest on Warrants	\$ -	\$ -	\$ -
Reserves From Schedule 8	\$ 1,317.30	\$ -	\$ 1,163,694.82
TOTAL LIABILITIES AND RESERVES	\$ 8,364.96	\$ -	\$ 1,179,868.81
CASH FUND BALANCE JUNE 30, 2014	\$ 209,542.52	\$ 3,041.19	\$ 6,965,553.27
TOTAL LIABILITIES, RESERVES AND CASH FUND BALANCE	\$ 217,907.48	\$ 3,041.19	\$ 8,145,422.08

Schedule 5, Expenditures Special Revenue Fund Accounts of Current Year	2013-2014	2013-2014	2013-2014
CURRENT YEAR	Amount	Amount	Amount
Cash Balance Reported to Excise Board 6-30-2013	\$ 243,811.34	\$ 5,153.52	\$ 5,702,828.28
Cash Fund Balance Transferred Out	\$ -	\$ -	\$ -
Cash Fund Balance Transferred In	\$ -	\$ -	\$ -
Adjusted Cash Balance	\$ 243,811.34	\$ 5,153.52	\$ 5,702,828.28
Ad Valorem Tax Apportioned To Year In Caption	\$ -	\$ -	\$ -
Miscellaneous Revenue (Schedule 4)	\$ 228,995.72	\$ -	\$ 8,607,414.71
Cash Fund Balance Forward From Preceding Year	\$ 175.48	\$ -	\$ 17,000.00
Prior Expenditures Recovered	\$ -	\$ -	\$ -
TOTAL RECEIPTS	\$ 229,171.20	\$ -	\$ 8,624,414.71
TOTAL RECEIPTS AND BALANCE	\$ 472,982.54	\$ 5,153.52	\$ 14,327,242.99
Warrants of Year in Caption	\$ 255,075.06	\$ 2,112.33	\$ 6,181,820.91
Interest Paid Thereon	\$ -	\$ -	\$ -
TOTAL DISBURSEMENTS	\$ 255,075.06	\$ 2,112.33	\$ 6,181,820.91
CASH BALANCE JUNE 30, 2014	\$ 217,907.48	\$ 3,041.19	\$ 8,145,422.08
Reserve for Warrants Outstanding	\$ 7,047.66	\$ -	\$ 16,173.99
Reserve for Interest on Warrants	\$ -	\$ -	\$ -
Reserves From Schedule 8	\$ 1,317.30	\$ -	\$ 1,163,694.82
TOTAL LIABILITIES AND RESERVE	\$ 8,364.96	\$ -	\$ 1,179,868.81
DEFICIT: (Red Figure)	\$ -	\$ -	\$ -
CASH FUND BALANCE FORWARD TO SUCCEEDING YEAR	\$ 209,542.52	\$ 3,041.19	\$ 6,965,553.27

Schedule 6, Special Revenue Fund Warrant Accounts of Current Year	2013-2014	2013-2014	2013-2014
CURRENT YEAR	Amount	Amount	Amount
Warrants Outstanding 6-30-2013 of Year in Caption	\$ 3,268.60	\$ -	\$ 23,575.31
Warrants Registered During Year	\$ 258,854.12	\$ 2,112.33	\$ 6,174,419.59
TOTAL	\$ 262,122.72	\$ 2,112.33	\$ 6,197,994.90
Warrants Paid During Year	\$ 255,075.06	\$ 2,112.33	\$ 6,181,820.91
Warrants Covered to Bonds or Judgements	\$ -	\$ -	\$ -
Warrants Cancelled	\$ -	\$ -	\$ -
Warrants Estopped by Statute	\$ -	\$ -	\$ -
TOTAL WARRANTS RETIRED	\$ 255,075.06	\$ 2,112.33	\$ 6,181,820.91
BALANCE WARRANTS OUTSTANDING JUNE 30, 2014	\$ 7,047.66	\$ -	\$ 16,173.99

SPECIAL REVENUE FUND ACCOUNTS COVERING THE PERIOD JULY 1, 2013, to JUNE 30, 2014
ESTIMATE OF NEEDS FOR 2014-2015

EXHIBIT "I"

1

Assessor Revl Fund	Sheriff Sp Svc Fund	Sherriff Commis Fund	Board of Pris. Fund	Co Trea Mort Cert Fund	Resale Prop Fund	Total
2013-2014	2013-2014	2013-2014	2013-2014	2013-2014	2013-2014	
Amount	Amount	Amount	Amount	Amount	Amount	Amount
\$ 13,236.55	\$ 181,590.29	\$ 35,296.33	\$ 648,457.07	\$ 91,403.21	\$ 652,955.63	\$ 9,989,309.83
\$ -	\$ -	\$ -	\$ -	\$ -	\$ -	\$ -
\$ 13,236.55	\$ 181,590.29	\$ 35,296.33	\$ 648,457.07	\$ 91,403.21	\$ 652,955.63	\$ 9,989,309.83
\$ -	\$ 1,490.85	\$ 1,329.26	\$ 8,370.20	\$ -	\$ 10,894.27	\$ 45,306.23
\$ -	\$ -	\$ -	\$ -	\$ -	\$ -	\$ -
\$ -	\$ 965.78	\$ 10,090.00	\$ 66,808.66	\$ 8.49	\$ -	\$ 1,242,885.05
\$ -	\$ 2,456.63	\$ 11,419.26	\$ 75,178.86	\$ 8.49	\$ 10,894.27	\$ 1,288,191.28
\$ 13,236.55	\$ 179,133.66	\$ 23,877.07	\$ 573,278.21	\$ 91,394.72	\$ 642,061.36	\$ 8,701,118.55
\$ 13,236.55	\$ 181,590.29	\$ 35,296.33	\$ 648,457.07	\$ 91,403.21	\$ 652,955.63	\$ 9,989,309.83

2013-2014	2013-2014	2013-2014	2013-2014	2013-2014	2013-2014	TOTAL
Amount	Amount	Amount	Amount	Amount	Amount	Amount
\$ 26,864.55	\$ 158,685.05	\$ 65,887.55	\$ 510,489.85	\$ 86,897.32	\$ 557,491.67	\$ 7,358,109.13
\$ -	\$ -	\$ -	\$ -	\$ -	\$ -	\$ -
\$ -	\$ -	\$ -	\$ -	\$ -	\$ -	\$ -
\$ 26,864.55	\$ 158,685.05	\$ 65,887.55	\$ 510,489.85	\$ 86,897.32	\$ 557,491.67	\$ 7,358,109.13
\$ -	\$ -	\$ -	\$ -	\$ -	\$ -	\$ -
\$ 6,873.00	\$ 242,950.38	\$ 116,582.26	\$ 975,363.61	\$ 9,595.00	\$ 287,374.64	\$ 10,475,149.32
\$ (17,000.00)	\$ -	\$ -	\$ -	\$ -	\$ 5,367.23	\$ 5,542.71
\$ -	\$ -	\$ -	\$ -	\$ -	\$ -	\$ -
\$ (10,127.00)	\$ 242,950.38	\$ 116,582.26	\$ 975,363.61	\$ 9,595.00	\$ 292,741.87	\$ 10,480,692.03
\$ 16,737.55	\$ 401,635.43	\$ 182,469.81	\$ 1,485,853.46	\$ 96,492.32	\$ 850,233.54	\$ 17,838,801.16
\$ 3,501.00	\$ 220,045.14	\$ 147,173.48	\$ 837,396.39	\$ 5,089.11	\$ 197,277.91	\$ 7,849,491.33
\$ -	\$ -	\$ -	\$ -	\$ -	\$ -	\$ -
\$ 3,501.00	\$ 220,045.14	\$ 147,173.48	\$ 837,396.39	\$ 5,089.11	\$ 197,277.91	\$ 7,849,491.33
\$ 13,236.55	\$ 181,590.29	\$ 35,296.33	\$ 648,457.07	\$ 91,403.21	\$ 652,955.63	\$ 9,989,309.83
\$ -	\$ 1,490.85	\$ 1,329.26	\$ 8,370.20	\$ -	\$ 10,894.27	\$ 45,306.23
\$ -	\$ -	\$ -	\$ -	\$ -	\$ -	\$ -
\$ -	\$ 965.78	\$ 10,090.00	\$ 66,808.66	\$ 8.49	\$ -	\$ 1,242,885.05
\$ -	\$ 2,456.63	\$ 11,419.26	\$ 75,178.86	\$ 8.49	\$ 10,894.27	\$ 1,288,191.28
\$ -	\$ -	\$ -	\$ -	\$ -	\$ -	\$ -
\$ 13,236.55	\$ 179,133.66	\$ 23,877.07	\$ 573,278.21	\$ 91,394.72	\$ 642,061.36	\$ 8,701,118.55

2013-2014	2013-2014	2013-2014	2013-2014	2013-2014	2013-2014	TOTAL
Amount	Amount	Amount	Amount	Amount	Amount	Amount
\$ -	\$ 1,176.01	\$ 1,193.99	\$ 6,906.23	\$ -	\$ 4,579.69	\$ 40,699.83
\$ 3,501.00	\$ 220,359.98	\$ 147,308.75	\$ 838,860.36	\$ 5,089.11	\$ 203,592.49	\$ 7,854,097.73
\$ 3,501.00	\$ 221,535.99	\$ 148,502.74	\$ 845,766.59	\$ 5,089.11	\$ 208,172.18	\$ 7,894,797.56
\$ 3,501.00	\$ 220,045.14	\$ 147,173.48	\$ 837,396.39	\$ 5,089.11	\$ 197,277.91	\$ 7,849,491.33
\$ -	\$ -	\$ -	\$ -	\$ -	\$ -	\$ -
\$ -	\$ -	\$ -	\$ -	\$ -	\$ -	\$ -
\$ -	\$ -	\$ -	\$ -	\$ -	\$ -	\$ -
\$ 3,501.00	\$ 220,045.14	\$ 147,173.48	\$ 837,396.39	\$ 5,089.11	\$ 197,277.91	\$ 7,849,491.33
\$ -	\$ 1,490.85	\$ 1,329.26	\$ 8,370.20	\$ -	\$ 10,894.27	\$ 45,306.23

SPECIAL REVENUE FUND ACCOUNTS COVERING THE PERIOD JULY 1, 2013, to JUNE 30, 2014
ESTIMATE OF NEEDS FOR 2014-2015

EXHIBIT "I"

Page 1

Special Revenue Fund Accounts:	Mech Lien Fund	Co Clk Preservation Fund	Law Library Fund
Schedule 1, Detail of Bond and Coupon Indebtedness as of June 30, 2014	2013-2014	2013-2014	2013-2014
CURRENT YEAR	Amount	Amount	Amount
ASSETS:			
Cash Balance June 30, 2014	\$ 412,647.01	\$ 297,155.25	\$ 24,045.40
Investments	\$ -	\$ -	\$ -
TOTAL ASSETS	\$ 412,647.01	\$ 297,155.25	\$ 24,045.40
LIABILITIES AND RESERVES:			
Warrants Outstanding	\$ 258.23	\$ 206.10	\$ 7,013.70
Reserve for Interest on Warrants	\$ -	\$ -	\$ -
Reserves From Schedule 8	\$ 17.50	\$ 22.32	\$ -
TOTAL LIABILITIES AND RESERVES	\$ 275.73	\$ 228.42	\$ 7,013.70
CASH FUND BALANCE JUNE 30, 2014	\$ 412,371.28	\$ 296,926.83	\$ 17,031.70
TOTAL LIABILITIES, RESERVES AND CASH FUND BALANCE	\$ 412,647.01	\$ 297,155.25	\$ 24,045.40

Schedule 5, Expenditures Special Revenue Fund Accounts of Current Year	2013-2014	2013-2014	2013-2014
CURRENT YEAR	Amount	Amount	Amount
Cash Balance Reported to Excise Board 6-30-2013	\$ 326,379.03	\$ 248,905.46	\$ 49,428.97
Cash Fund Balance Transferred Out	\$ -	\$ -	\$ -
Cash Fund Balance Transferred In	\$ -	\$ -	\$ -
Adjusted Cash Balance	\$ 326,379.03	\$ 248,905.46	\$ 49,428.97
Ad Valorem Tax Apportioned To Year In Caption	\$ -	\$ -	\$ -
Miscellaneous Revenue (Schedule 4)	\$ 108,950.96	\$ 92,760.00	\$ 40,917.63
Cash Fund Balance Forward From Preceding Year	\$ -	\$ -	\$ -
Prior Expenditures Recovered	\$ -	\$ -	\$ -
TOTAL RECEIPTS	\$ 108,950.96	\$ 92,760.00	\$ 40,917.63
TOTAL RECEIPTS AND BALANCE	\$ 435,329.99	\$ 341,665.46	\$ 90,346.60
Warrants of Year in Caption	\$ 22,682.98	\$ 44,510.21	\$ 66,301.20
Interest Paid Thereon	\$ -	\$ -	\$ -
TOTAL DISBURSEMENTS	\$ 22,682.98	\$ 44,510.21	\$ 66,301.20
CASH BALANCE JUNE 30, 2014	\$ 412,647.01	\$ 297,155.25	\$ 24,045.40
Reserve for Warrants Outstanding	\$ 258.23	\$ 206.10	\$ 7,013.70
Reserve for Interest on Warrants	\$ -	\$ -	\$ -
Reserves From Schedule 8	\$ 17.50	\$ 22.32	\$ -
TOTAL LIABILITIES AND RESERVE	\$ 275.73	\$ 228.42	\$ 7,013.70
DEFICIT: (Red Figure)	\$ -	\$ -	\$ -
CASH FUND BALANCE FORWARD TO SUCCEEDING YEAR	\$ 412,371.28	\$ 296,926.83	\$ 17,031.70

Schedule 6, Special Revenue Fund Warrant Accounts of Current Year	2013-2014	2013-2014	2013-2014
CURRENT YEAR	Amount	Amount	Amount
Warrants Outstanding 6-30-2013 of Year in Caption	\$ 283.79	\$ 258.95	\$ 8,174.22
Warrants Registered During Year	\$ 22,657.42	\$ 44,457.36	\$ 65,140.68
TOTAL	\$ 22,941.21	\$ 44,716.31	\$ 73,314.90
Warrants Paid During Year	\$ 22,682.98	\$ 44,510.21	\$ 66,301.20
Warrants Covered to Bonds or Judgements	\$ -	\$ -	\$ -
Warrants Cancelled	\$ -	\$ -	\$ -
Warrants Estopped by Statute	\$ -	\$ -	\$ -
TOTAL WARRANTS RETIRED	\$ 22,682.98	\$ 44,510.21	\$ 66,301.20
BALANCE WARRANTS OUTSTANDING JUNE 30, 2014	\$ 258.23	\$ 206.10	\$ 7,013.70

Interest Earnings 2013-2014

#####

SPECIAL REVENUE FUND ACCOUNTS COVERING THE PERIOD JULY 1, 2013, to JUNE 30, 2014
ESTIMATE OF NEEDS FOR 2014-2015

EXHIBIT "I"

FEMA Fund	Fire Dept Sales Tax Fund	CBRIF Fund	DA Drug Court Fund	Fund	Fund	Total
2013-2014	2013-2014	2013-2014	2013-2014	2013-2014	2013-2014	
Amount	Amount	Amount	Amount	Amount	Amount	
\$ 88,903.91	\$ 2,394,930.47	\$ 1,042,395.42	\$ 5,023.62	\$ -	\$ -	\$ 4,265,101.08
\$ -	\$ -	\$ -	\$ -	\$ -	\$ -	\$ -
\$ 88,903.91	\$ 2,394,930.47	\$ 1,042,395.42	\$ 5,023.62	\$ -	\$ -	\$ 4,265,101.08
\$ 159.95	\$ -	\$ -	\$ -	\$ -	\$ -	\$ 7,637.98
\$ -	\$ -	\$ -	\$ -	\$ -	\$ -	\$ -
\$ 39,999.99	\$ 21,353.16	\$ -	\$ -	\$ -	\$ -	\$ 61,392.97
\$ 40,159.94	\$ 21,353.16	\$ -	\$ -	\$ -	\$ -	\$ 69,030.95
\$ 48,743.97	\$ 2,373,577.31	\$ 1,042,395.42	\$ 5,023.62	\$ -	\$ -	\$ 4,196,070.13
\$ 88,903.91	\$ 2,394,930.47	\$ 1,042,395.42	\$ 5,023.62	\$ -	\$ -	\$ 4,265,101.08

2013-2014	2013-2014	2013-2014	2013-2014	2013-2014	2013-2014	TOTAL
Amount	Amount	Amount	Amount	Amount	Amount	
\$ 39,241.28	\$ 2,597,466.75	\$ 2,830,118.15	\$ 8,069.96	\$ -	\$ -	\$ 6,099,609.60
\$ -	\$ -	\$ -	\$ -	\$ -	\$ -	\$ -
\$ -	\$ -	\$ -	\$ -	\$ -	\$ -	\$ -
\$ 39,241.28	\$ 2,597,466.75	\$ 2,830,118.15	\$ 8,069.96	\$ -	\$ -	\$ 6,099,609.60
\$ -	\$ -	\$ -	\$ -	\$ -	\$ -	\$ -
\$ 21,711.78	\$ 1,201.00	\$ 773,748.54	\$ 55,250.00	\$ -	\$ -	\$ 1,094,539.91
\$ 39,824.52	\$ -	\$ -	\$ -	\$ -	\$ -	\$ 39,824.52
\$ -	\$ -	\$ -	\$ -	\$ -	\$ -	\$ -
\$ 61,536.30	\$ 1,201.00	\$ 773,748.54	\$ 55,250.00	\$ -	\$ -	\$ 1,134,364.43
\$ 100,777.58	\$ 2,598,667.75	\$ 3,603,866.69	\$ 63,319.96	\$ -	\$ -	\$ 7,233,974.03
\$ 11,873.67	\$ 203,737.28	\$ 2,561,471.27	\$ 58,296.34	\$ -	\$ -	\$ 2,968,872.95
\$ -	\$ -	\$ -	\$ -	\$ -	\$ -	\$ -
\$ 11,873.67	\$ 203,737.28	\$ 2,561,471.27	\$ 58,296.34	\$ -	\$ -	\$ 2,968,872.95
\$ 88,903.91	\$ 2,394,930.47	\$ 1,042,395.42	\$ 5,023.62	\$ -	\$ -	\$ 4,265,101.08
\$ 159.95	\$ -	\$ -	\$ -	\$ -	\$ -	\$ 7,637.98
\$ -	\$ -	\$ -	\$ -	\$ -	\$ -	\$ -
\$ 39,999.99	\$ 21,353.16	\$ -	\$ -	\$ -	\$ -	\$ 61,392.97
\$ 40,159.94	\$ 21,353.16	\$ -	\$ -	\$ -	\$ -	\$ 69,030.95
\$ -	\$ -	\$ -	\$ -	\$ -	\$ -	\$ -
\$ 48,743.97	\$ 2,373,577.31	\$ 1,042,395.42	\$ 5,023.62	\$ -	\$ -	\$ 4,196,070.13

2013-2014	2013-2014	2013-2014	2013-2014	2013-2014	2013-2014	TOTAL
Amount	Amount	Amount	Amount	Amount	Amount	
\$ 44.95	\$ 2,408.05	\$ -	\$ -	\$ -	\$ -	\$ 11,169.96
\$ 11,988.67	\$ 201,329.23	\$ 2,561,471.27	\$ 58,296.34	\$ -	\$ -	\$ 2,965,340.97
\$ 12,033.62	\$ 203,737.28	\$ 2,561,471.27	\$ 58,296.34	\$ -	\$ -	\$ 2,976,510.93
\$ 11,873.67	\$ 203,737.28	\$ 2,561,471.27	\$ 58,296.34	\$ -	\$ -	\$ 2,968,872.95
\$ -	\$ -	\$ -	\$ -	\$ -	\$ -	\$ -
\$ -	\$ -	\$ -	\$ -	\$ -	\$ -	\$ -
\$ -	\$ -	\$ -	\$ -	\$ -	\$ -	\$ -
\$ 11,873.67	\$ 203,737.28	\$ 2,561,471.27	\$ 58,296.34	\$ -	\$ -	\$ 2,968,872.95
\$ 159.95	\$ -	\$ -	\$ -	\$ -	\$ -	\$ 7,637.98

Interest Earnings 2013-2014

#####

CERTIFICATE OF EXCISE BOARD
ESTIMATE OF NEEDS FOR 2014-2015

STATE OF OKLAHOMA, COUNTY OF CARTER

We, the members of the Excise Board of said County and State, do hereby certify that we have examined the foregoing estimates of proposed current expenses for the ensuing fiscal year as filed with the Board of County Commissioners, and those directly under, or in contractual relationship with, the Board of County Commissioners; we have ascertained from the Financial Statements submitted therewith the amount of Surplus Balances of Cash on Hand; we have considered the uncollected ad valorem taxes of the previous year or years; and we have ascertained that the probable Income estimated to be collected from all sources other than ad valorem taxation may reasonably be expected as a revenue for the ensuing fiscal year, and that the same does not exceed 90% of the actual collection from such sources for the previous fiscal year.

In so doing, we have diligently performed the duties imposed upon the Excise Board by 68 O.S. 1991 Section 3007, (1) ascertaining that the financial statements, as to statistics therein contained reflect the true fiscal condition at the close of the fiscal year, or caused the same to be corrected so to show; (2) struck from the estimate of needs so submitted any items not authorized by law and reduced to the sum authorized by law any items restricted by statute as to the amount lawfully expendable therefore; (3) supplemented such estimate, after proper publication, by an estimate of needs prepared by this Excise Board to make provision for mandatory governmental functions where the estimate submitted wholly failed or was deemed inadequate to fulfill the mandate of the Constitutions or of the Legislature; (4) computed the total means available to each fund in the manner provided; and (5) then and only thereafter. -

Accordingly, we have and do hereby appropriate the Surplus Balances of Cash on Hand, and the Revenues and Levies hereinafter set forth for each Fund to the several and specific purposes named in such estimates, by each, to the intent and purpose that CONSTITUTIONAL GOVERNMENTAL FUNCTIONS shall be first assured and provided for, and subsequently to provide for Legislative Governmental Functions insofar as to the available Surpluses, Revenues and Levies will permit; and we have provided also that the Levies are in excess of the amount appropriated to needs after deducting the surplus cash balance on hand, and Estimated Revenues other than tax, by the percentage and amount or reserve for delinquent tax as hereinafter set forth, which we have determined in the manner provided by law.

We further certify that we have examined the within statements of account and estimated needs or requirements of the Governing Board of 2013 County, in relation to the Sinking Fund or Funds thereof, and after finding the same correct or having caused the same to be corrected pursuant to 68 O. S. 1991 Section 3009, have approved the requirements therefor to fulfill the conditions of Section 26 and 28 of Article 10, Oklahoma Constitution, and have made and certified a tax levy therefor to the extent of the excess of said total requirements over the total of items 2, 3, 6, and 12 of Exhibit "Y" (Page 2) and any other legal deduction, including a reserve of _____% for delinquent taxes.



CERTIFICATE OF EXCISE BOARD
ESTIMATE OF NEEDS FOR 2014-2015

EXHIBIT "Y"					
County Excise Board's Appropriation of Income and Revenue	General Fund	Building Fund	Health Fund	Industrial Bonds	Sinking Fund (Exc. Homesteads)
Appropriation Approved & Provision Made	\$ 8,397,824.39	\$ -	\$ 1,276,168.20	\$ -	\$ -
Appropriation of Revenues	\$ -	\$ -	\$ -	\$ -	\$ -
Excess of Assets Over Liabilities	\$ 4,149,256.85	\$ -	\$ 352,619.60	\$ -	\$ -
Unclaimed Protest Tax Refunds	\$ -	\$ -	\$ -	\$ -	\$ -
Miscellaneous Estimated Revenues	\$ -	\$ -	\$ 75,481.83	\$ -	\$ -
Est. Value of Surplus Tax in Process	\$ -	\$ -	\$ -	\$ -	\$ -
Sinking Fund Contributions	\$ -	\$ -	\$ -	\$ -	\$ -
Surplus Building Fund Cash	\$ -	\$ -	\$ -	\$ -	\$ -
Total Other Than 2013 Tax	\$ 4,149,256.85	\$ -	\$ 428,101.43	\$ -	\$ -
Balance Required	\$ 4,248,567.54	\$ -	\$ 848,066.77	\$ -	\$ -
Add 10% for Delinquency	\$ 424,856.75	\$ -	\$ 84,806.68	\$ -	\$ -
Total Required for 2013 Tax	\$ 4,673,424.29	\$ -	\$ 932,873.45	\$ -	\$ -
Rate of Levy Required and Certified (in Mill)	10.32	0.00	2.06	0.00	0.00

We further certify that the net assessed valuation of the Property, subject to ad valorem taxes, after the amount of all Homestead Exemptions deducted in the said County as finally equalized and certified by the State Board of Equalization for the current year 2014-2015 is as follows:

VALUATION AND LEVIES EXCLUDING HOMESTEADS				
County	Real	Personal	Public Service	Total
Total Valuation,	\$214,947,625.00	\$ 177,649,033.00	\$60,254,533.00	\$452,851,191.00

and that the assessed valuations herein certified have been used in computing the rates of mill levies and the proceeds thereof appropriated as aforesaid; and that having ascertained as aforesaid, the aggregate amount to be raised by ad valorem taxation, we thereupon made the levies therefor as provided by law as follows:

General Fund 10.32 Mills; Building Fund 0.00 Mills; Sinking Fund 0.00 Mills; Sub-Total 10.32 Mills;

Free Fair Budget Account (Levy Per Applicable Statute) 0.00 Mills;
 Free Fair Improvement Budget Account (Net Proceeds of 1.00 Mill) 0.00 Mills;
 Free Fair Additional Improvement Budget Account (Net Proceeds of 1.00 Mill) 0.00 Mills;
 Library Budget Account (Net Proceeds of 1/2 of 1.00 Mill) 2.06 Mills;
 Cooperative County/City-County Library Budget Account (1.00 to 4.00 Mills) 0.00 Mills;
 County Cemetery (Prior To Aug. 15, 1933) Budget Account (Net Proceeds of 1/5 of 1.00 Mill) 0.00 Mills;
 Public Buildings Budget Account (Not To Exceed 5.00 Mills) 0.00 Mills;
 County Health Fund (Not To Exceed 2.50 Mills) 2.06 Mills;
 Emergency Medical Service (Not To Exceed 3.00 Mills) 0.00 Mills;
 Total County Levies 14.44 Mills;
 County Wide Levy For Schools (4.00 Mills) 4.13 Mills;
 Total County Wide Levy 18.57 Mills;

and we do hereby order the above levies to be certified forthwith by the Secretary of this Board to the County Assessor of said County, in Assessor may immediately extend said levies upon the Tax Rolls for the year 2015 without regard to any protest that may be filed against any l required by 68 O. S. 1991, Section 2869

Dated at Redwood Oklahoma, this 29 day of September 2014

[Signature]
Excise Board Member
[Signature]
Excise Board Member

[Signature]
Excise Board Chairman
[Signature]
Excise Board Secretary



CARTER COUNTY, 10
STATISTICAL DATA
FISCAL YEAR 2013-2014

Total Valuation

Total Gross Valuation Real Property	\$	227,705,376.00
Total Homestead Exemption	\$	12,757,751.00
Total Real Property	\$	214,947,625.00
Total Personal Property	\$	177,649,033.00
Total Public Service Property	\$	60,254,533.00
Total Valuation of Property	\$	452,851,191.00

The Ardmoreite

117 West Broadway
Ardmore, OK 73401
(580) 223-2200

State of Oklahoma

I, KATHY WORLEY, of lawful age, being duly sworn upon oath, deposed and says: That I am the Clerk of the Daily Ardmoreite, a daily newspaper printed and published in the City of Ardmore, County of Carter, and State of Oklahoma, and that the advertisement referred to, upon which a true and printed copy is hereunto attached, was published in said Ardmoreite in consecutive issues on the following dates:

1st insertion	09/28/14
2 nd insertion	
3 rd insertion	
4 th insertion	

That said newspaper has been published continuously and uninterruptedly in said county during a period of one-hundred and four consecutive weeks prior to the publication of the attached notice or advertisement; that it has been admitted to the United States mail as publication (second-class) mail matter, that it has a general paid circulation, and publishes news of general interest, and otherwise conforms with all of the statutes of the State of Oklahoma governing legal publication.

Legal No. 23602 Case No.

Publication Fee: \$332.50

Kathy Worley, Authorized Agent

SUBSCRIBED and sworn to before me on the

29th day of SEPTEMBER, 2014.

Commission No: 08010898

Expires: 10/21/2016

Kathy Keeton



PUBLICATION SHEET - CARTER COUNTY, OKLAHOMA
 FINANCIAL STATEMENT OF THE VARIOUS FUNDS FOR THE FISCAL YEAR ENDING JUNE 30, 2014
 AND ESTIMATE OF NEEDS FOR THE FISCAL YEAR ENDING JUNE 30, 2015, OF THE GOVERNING BOARD OF
 CARTER COUNTY, OKLAHOMA

<u>STATEMENT OF FINANCIAL CONDITION</u> <u>AS OF JUNE 30, 2014</u>	<u>General Fund</u> <u>Detail</u>	<u>Building Fund</u> <u>Detail</u>	<u>Co-op Fund</u> <u>Detail</u>	<u>Health Fund</u> <u>Detail</u>
ASSETS:				
Cash Balance June 30, 2014	\$4,256,348.56	\$0.00	\$0.00	\$457,919.61
Investments	0.00	0.00	0.00	0.00
TOTAL ASSETS	\$4,256,348.56	\$0.00	\$0.00	\$457,919.61
LIABILITIES AND RESERVES:				
Warrants Outstanding	\$97,135.94	0.00	0.00	\$2,425.16
Reserve for Interest on Warrants	0.00	0.00	0.00	0.00
Reserves From Schedule 8	\$9,955.77	0.00	0.00	\$102,874.85
TOTAL LIABILITIES AND RESERVES	\$107,091.71	0.00	0.00	\$105,300.01
CASH FUND BALANCE(Deficit) JUNE 30, 2014	\$4,149,256.85	\$0.00	\$0.00	\$352,619.60

ESTIMATED NEEDS FOR FISCAL YEAR ENDING JUNE 30, 2015

<u>GENERAL FUND</u>	<u>SINKING FUND BALANCE SHEET</u>
Current Expense	1. Cash Balance on Hand June 30, 2014
\$8,397,824.39	\$3,471.84
Reserve for Int. on Warrants & Revaluation	2. Legal Investments Properly Maturing
\$0.00	\$0.00
Total Required	3. Judgments Paid To Recover by Tax Levy
\$8,397,824.39	\$0.00
FINANCED:	4. Total Liquid Assets
Cash Fund Balance	\$3,471.84
Estimated Miscellaneous Revenue	Deduct Matured Indebtedness:
\$0.00	5. a. Past-Due Coupons
Total Deductions	\$0.00
\$4,149,256.85	6. b. Interest Accrued Theron
Balance to Raise from Ad Valorem Tax	\$0.00
\$4,248,567.54	7. c. Past-Due Bonds
	\$0.00
	8. d. Interest Thereon After Last Coupon
	\$0.00
	9. e. Fiscal Agency Commissions on Above
	\$0.00
	10. f. Judgments and Int. Levied for/Unpaid
	\$0.00
	11. Total Items a. Through f.
	\$0.00
	12. Balance of Assets Subject to Accrual
	3,471.84
	Deduct Accrual Reserve If Assets Sufficient:
	13. g. Earned Unmatured Interest
	\$0.00
	14. h. Accrual on Final Coupons
	\$0.00
	15. i. Accrued on Unmatured Bonds
	\$0.00
	16. Total Items g. Through i.
	\$0.00
	17. Excess of Assets Over Accrual reserves * *
	\$3,471.84

<u>ESTIMATED MISCELLANEOUS REVENUE</u>	<u>SINKING FUND REQUIREMENTS FOR 2014-2015</u>
1000 Charges for Services	1. Interest Earnings on Bonds
\$0.00	\$0.00
2000 Local Sources of Revenue	2. Accrual on Unmatured Bonds
\$0.00	\$0.00
3000 State Sources of Revenue	3. Annual Accrual on "Prepaid" Judgments
\$0.00	\$0.00
4000 Federal Sources of Revenue	4. Annual Accrual on "Unpaid" Judgments
\$0.00	\$0.00
5000 Miscellaneous Revenue	5. Interest on Unpaid Judgments
\$0.00	\$0.00
6111 Contributions from Other Funds	6. Annual Accrual From Exhibit KK
\$0.00	\$0.00
Total Estimated Revenue	
\$0.00	
INDUSTRIAL DEVELOPMENT BONDS	
1. Cash Balance on Hand June 30, 2014	
\$0.00	
2. Legal Investments Properly Maturing	
\$0.00	
3. Total Liquid Assets	
\$0.00	
Deduct Matured Indebtedness	
\$0.00	
4. a. Past-Due Coupons	
\$0.00	
5. b. Interest Accrued Thereon	
\$0.00	
6. c. Past-Due Bonds	
\$0.00	
7. d. Interest Thereon After Last Coupon	
\$0.00	
8. e. Fiscal Agency Commissions on Above	
\$0.00	
9. Balance of Assets Subject to Accruals	
\$0.00	
10. Deduct: g. Earned Unmatured Interest	
\$0.00	
11. h. Accrual on Final Coupons	
\$0.00	
12. i. Accrued on Unmatured Bonds	
\$0.00	
13. Excess of Assets Over Accrual Reserves*	
\$0.00	

<u>INDUSTRIAL BOND REQUIREMENTS FOR 2014-2015</u>	<u>SINKING FUND</u>
1. Interest Earnings on Bonds	\$0.00
2. Accrual on Unmatured Bonds	\$0.00
Total Sinking Fund Requirements	\$0.00
Deduct:	
1. Excess of Assets Over Liabilities	\$0.00
2. Surplus Building Fund Cash	\$0.00
Balance Required	\$0.00

<u>Building Fund</u>	<u>Co-op Fund</u>	<u>Health Fund</u>
Current Expenses	\$0.00	\$1,276,168.20
Reserve for Int. on Warrants & Revaluation	\$0.00	\$0.00
Total Required	\$0.00	\$1,276,168.20
FINANCED:		
Cash Fund Balance	\$0.00	\$352,619.60
Estimated Misc. Revenue	\$0.00	\$75,481.83
Total Deductions	\$0.00	\$428,101.43
Balance to Raise from Ad Valorem Tax & Co-op Fund Balance	\$0.00	\$848,066.77

<u>INDUSTRIAL BOND FUND</u>
13d. j. Unmatured Coupons Due Before 4-1-2015
\$0.00
14d. k. Unmatured Bonds So Due
\$0.00
15d. l. Whatever Remains is for Exhibit KK Line E.
\$0.00
16d. Deficit as Shown on sinking fund Balance Sheet
\$0.00
17d. Less Cash Requirements for Current Fiscal Yr. in Excess of Cash on Hand (From Line 15d Above)
\$0.00
18d. Remaining Deficit is for Exhibit KK Line F.
\$0.00

<u>Building Fund</u>	<u>Co-op Fund</u>	<u>Health Fund</u>
Current Expenses	\$0.00	\$1,276,168.20
Reserve for Int. on Warrants & Revaluation	\$0.00	\$0.00
Total Required	\$0.00	\$1,276,168.20
FINANCED:		
Cash Fund Balance	\$0.00	\$352,619.60
Estimated Misc. Revenue	\$0.00	\$75,481.83
Total Deductions	\$0.00	\$428,101.43
Balance to Raise from Ad Valorem Tax & Co-op Fund Balance	\$0.00	\$848,066.77
If line 14 is less than the sum of lines g. h. i. after omitting "h" deduct the following each in turn from line 4, "Total Liquid Assets".		Industrial Bond Fund
13d. j. Unmatured Coupons Due Before 4-1-2015		\$0.00
14d. k. Unmatured Bonds So Due		\$0.00
15d. l. Whatever Remains is for Exhibit KKI Line E.		\$0.00
16d. Deficit as Shown on Industrial Bonds Balance Sheet		\$0.00

17d. Less Cash Requirements for Current Fiscal Year in Excess of Cash on Hand (From Line 15d Above) \$0.00
18d. Remaining Deficit is for Exhibit KKI Line F. \$0.00

CERTIFICATE - GOVERNING BOARD

STATE OF OKLAHOMA, COUNTY OF CARTER, ss:

/s/ Kevin Robinson
Chairman of Board

/s/ Dale Ott
Commissioner

/s/ Joe D. McReynolds
Commissioner
Seal

Attest: /s/ Cynthia Harmon
County Clerk

Subscribed and sworn to before me this 23rd day of September, 2014

/s/ Laura J. Prewitt, Notary Public

(Published in The Ardmoreite September 28th, 2014)

Assessor's Report to Excise Board Carter

School District	Personal Property	Real Estate	Public Service	Total Valuation	Total Exemptions	Total Valuation Less Exemptions
x 19-A	17,042,996	73,264,927	9,375,855	99,683,778	4,330,142	95,353,636
x 19-AT(BAV)	1,757,740	4,094,579	0	5,852,319	1,000	5,851,319
x 19-ATA(BAV)	0	62,763	0	62,763	1,000	61,763
19-B	97,522,290	3,139,499	2,773,455	103,435,244	110,211	103,325,033
Totals for 19 <i>Ardmore</i>	116,323,026	80,561,768	12,149,310	209,034,104	4,442,353	204,591,751 ✓
x 21-A	65,250	139	103,970	169,359	0	169,359
x 21-AT(BAV)	2,307,711	3,719,092	0	6,026,803	0	6,026,803
21-B	441,192	4,207,954	4,816,602	9,465,748	165,401	9,300,347
21-G	104,480	314,999	35,620	455,099	32,130	422,969
21-S	6,713,471	3,874,062	507,719	11,095,252	210,154	10,885,098
Totals for 21 <i>Springer</i>	9,632,104	12,116,246	5,463,911	27,212,261	407,685	26,804,576 ✓
x 27-A	8,178,097	36,060,501	2,870,333	47,108,931	933,594	46,175,337
x 27-AT(BAV)	547,291	3,015,247	0	3,562,538	32,716	3,529,822
x 27-ATA(BAV)	0	38	0	38	0	38
27-B	1,685,044	14,056,225	2,171,859	17,913,128	644,612	17,268,516
27-L	11,036	3,170,337	155,933	3,337,306	161,676	3,175,630
Totals for 27 <i>Plainview</i>	10,421,468	56,302,348	5,198,125	71,921,941	1,772,598	70,149,343 ✓
32-A	1,679,837	19,282,314	4,196,454	25,158,605	1,131,067	24,027,538
32-B	1,564,027	8,442,072	1,882,222	11,888,321	658,091	11,230,230
Totals for 32 <i>Lone Grove</i>	3,243,864	27,724,386	6,078,676	37,046,926	1,789,158	35,257,768 ✓
43-A	425,882	3,123,620	424,964	3,974,466	426,677	3,547,789
43-B	1,599,002	4,201,640	2,207,413	8,008,055	357,448	7,650,607
43-L	207	0	0	207	0	207
Totals for 43 <i>Wilson</i>	2,025,091	7,325,260	2,632,377	11,982,728	784,125	11,198,603 ✓
55-A	1,111,339	6,395,736	963,211	8,470,286	692,843	7,777,443
55-B	3,406,890	2,633,234	4,895,261	10,935,385	209,863	10,725,522
Totals for 55 <i>Heraldton</i>	4,518,229	9,028,970	5,858,472	19,405,671	902,706	18,502,965 ✓
72-B	833,503	3,320,037	4,833,877	8,987,417	209,438	8,777,979
Totals for 72 <i>Zanies</i>	833,503	3,320,037	4,833,877	8,987,417	209,438	8,777,979 ✓
74-A	1,019,909	449,524	358,097	1,827,530	24,000	1,803,530
74-B	11,780,049	5,497,651	12,073,321	29,351,021	470,250	28,880,771
Totals for 74 <i>Fox</i>	12,799,958	5,947,175	12,431,418	31,178,551	494,250	30,684,301 ✓
x 77-A	507,580	7,094,599	1,100,765	8,702,944	583,877	8,119,067
77-B	10,107,732	12,440,864	2,557,550	25,106,146	926,076	24,180,070
77-D	4,861,634	5,242,231	1,102,987	11,206,852	395,164	10,811,688
77-G	991,171	50,460	55,557	1,097,188	8,290	1,088,898
Totals for 77 <i>Dickson</i>	16,468,117	24,828,154	4,816,859	46,113,130	1,913,407	44,199,723
JT-10	53,307	311,025	626,914	991,246	28,163	963,083
Totals for JT-10	53,307	311,025	626,914	991,246	28,163	963,083
JT-15	175,026	215,147	164,441	554,614	12,868	541,746
Totals for JT-15	175,026	215,147	164,441	554,614	12,868	541,746
JT-7	1,155,340	24,860	153	1,180,353	1,000	1,179,353
Totals for JT-7	1,155,340	24,860	153	1,180,353	1,000	1,179,353
19-AT	4,127,772	11,696,181	33,022	15,856,975	0	15,856,975
19-ATA	36,439	1,454,698	0	1,491,137	8,000	1,483,137
Totals for z 19	4,164,211	13,150,879	33,022	17,348,112	8,000	17,340,112
21-AT	5,968,910	1,959,587	0	7,928,497	0	7,928,497
21-ATA	320,400	0	0	320,400	0	320,400
Totals for z 21	6,289,310	1,959,587	0	8,248,897	0	8,248,897
27-AT	2,124,904	7,325,617	0	9,450,521	51,051	9,399,470
27-ATA	1,426	2,660,887	0	2,662,313	79,535	2,582,778
Totals for z 27	2,126,330	9,986,504	0	12,112,834	130,586	11,982,248

x = city of Ardmore value

v = EMS total value

Date: 7/29/2014

Time: 4:29PM

Assessor's Report to Excise Board Carter

School District	Personal Property	Real Estate	Public Service	Total Valuation	Total Exemptions	Total Valuation Less Exemptions
Total Assessed Value Including TIF Based Assessed Value:	190,228,884	252,802,346	60,287,555	503,318,785	12,896,337	490,422,448
Less Total Tif Increment:	12,579,851	25,096,970	33,022	37,709,843	138,586	37,571,257
Total Assessed Value Excluding TIF Increment:	177,649,033	227,705,376	60,254,533	465,608,942	12,757,751	452,851,191 ✓

I, Kim Cain County Assessor of Carter County, Oklahoma do certify that the values as set forth for the above School Districts of said County are true and correct for the year 2014 as certified by the State Board Of Equalization.

Given under my hand this 4 day of August, 2014

Kim Cain
Kim Cain, Carter County Assessor

CERTIFICATE OF TRUE COPY

STATE OF OKLAHOMA
COUNTY OF CARTER

I Cynthia Harmon, County Clerk in and for the County and State aforesaid, do hereby certify the above and foregoing to be a full and correct copy of the 2014-2015 as the same

appears of file and of record in my office
WITNESS my hand and seal this 26 day of September
20 14



By Cynthia Harmon Deputy

CERTIFICATE OF TRUE COPY

STATE OF OKLAHOMA
COUNTY OF CARTER

I Cynthia Harmon, County Clerk in and for the County and State aforesaid, do hereby certify the above and foregoing to be a full and correct copy of the 2014-2015 as the same

Valuations
appears of file and of record in my office
WITNESS my hand and seal this 6 day of August
20 14



By Cynthia Harmon Deputy

CARTER COUNTY TAX LEVIES
2014-2015

FILED

SEP 29 2014

State Auditor & Inspector

UNIT OF TAXATION	SCHOOL DIST.	COUNTY					CITIES & TOWNS	SCHOOL DISTRICTS			VO-TECH			EMS	TOTAL
		GENERAL FUND	HEALTH FUND	COUNTY SINKING	COUNTY LIBRARY	COMMON FUND	SINKING FUND	GENERAL FUND	BUILDING FUND	SINKING FUND	GENERAL FUND	BUILDING FUND	SINKING FUND	FUND	
Ardmore Schools	I-19	10.32	2.06	0.00	2.06	4.13		35.83	5.12	12.44	10.26	2.06	2.57		86.85
Springer Schools	I-21	10.32	2.06	0.00	2.06	4.13		36.04	5.15	13.19	10.26	2.06	2.57		87.84
Plainview Schools	I-27	10.32	2.06	0.00	2.06	4.13		35.80	5.11	17.65	10.26	2.06	2.57		92.02
Lone Grove Schools	I-32	10.32	2.06	0.00	2.06	4.13		36.82	5.26	35.03	10.26	2.06	2.57		110.57
Lone Grove Schools(LOVE CO)	I-32							35.00	5.00	35.03	10.22	2.05	2.57		89.87
Wilson Schools	I-43	10.32	2.06	0.00	2.06	4.13		37.04	5.29	30.24	10.26	2.06	2.57	3.25	109.28
Wilson Schools (LOVE CO)	I-43							36.75	5.25	30.24	10.22	2.05	2.57		87.08
Healdton Schools	I-55	10.32	2.06	0.00	2.06	4.13		36.74	5.25	17.68	10.26	2.06	2.57	3.25	96.38
Healdton Schools(JEFFERSON CO)	I-55							35.00	5.00	17.68	10.65	2.16	2.57	3.25	76.31
Zanies Schools	CO-72	10.32	2.06	0.00	2.06	4.13		36.42	5.20	0.00	10.26	2.06	2.57	3.25	78.33
Fox Schools	I-74	10.32	2.06	0.00	2.06	4.13		36.18	5.17	10.59	10.26	2.06	2.57	3.25	88.65
Fox Schools(STEPHENS CO)	I-74							37.00	5.29	10.59	10.32	2.10	2.57		67.87
Dickson Schools	77	10.32	2.06	0.00	2.06	4.13		37.20	5.31	14.83	10.26	2.06	2.57		90.80
Southern OK Vo-Tech 20(GARVIN)											10.39	2.10	2.57		15.06
Southern OK Vo-Tech 20(JOHNSTON)											10.47	2.12	2.57		15.16
Southern OK Vo-Tech 20(MURRAY)											10.16	2.03	2.57		14.76
City of Ardmore							2.63								2.63
Murray County (Davis Schools)	I-10							35.94	5.13	9.18	10.26	2.06	2.74		65.31
Stephens County (Velma-Alma Schools)	I-15							37.33	5.33	4.42	10.67	2.13	0.00		59.88
Stephens County (Vo-Tech #19)	VT #19										10.67	2.13	0.00		12.80
Johnston County (Mannsville Schools)	C-7							35.53	5.08	11.87	10.26	2.06	2.74		67.54

STATE OF OKLAHOMA)
)SS
COUNTY OF CARTER)

Witness my hand and seal September 29, 2014.

I, Cynthia Harmon, County Clerk for Carter County, Oklahoma, do hereby certify that the above levies are true and correct for the taxable year 2014.



Cynthia Harmon

Carter County Clerk